

Sheffield to Barnsley, Penistone, Huddersfield, Wakefield, Castleford and Leeds

Mondays to Fridays

	Operator Train ID	NT 2L00	NT 2L38	NT 2B40	NT 2L01	NT 2L02	NT 2B42	NT 1Y02	NT 2O62	NT 2L04	NT 1Y04	NT 2B44	NT 2L06	NT 1Y06	NT 2B46	NT 2L08	NT 1Y08	NT 2B48	NT 2L10
Nottingham (NOT)	⑧ d										0616			0718			0817		
Chesterfield (CHD)	d							0625			0653			0758			0855		
Lincoln (LCN)	d																		
Gainsborough Lea Road (GBL)	d																		
Retford (RET)	⑩ d																		
Worksop (WRK)	d																		
Sheffield (SHF)	⑦ d	0518	0528	0537	0551	0602	0630	0644		0704	0718	0735	0804	0819	0835	0903	0918	0935	1002
Meadowhall (MHS)	d	0524	0534	0543	0557	0608	0636	0650		0710	0724	0741	0810	0825	0841	0909	0924	0941	1008
Chapelton (CLN)	d	0530	0540	0549		0614	0642			0716		0747	0816		0847	0915		0947	1014
Elsecar (ELR)	d	0536	0546	0555		0620	0648			0722		0753	0822		0853	0921		0953	1020
Wombwell (WOM)	d	0539	0550	0558		0623	0651			0725		0756	0825		0856	0925		0956	1023
Barnsley (BNY)	a	0545	0558	0604	0612	0629	0658	0706		0731	0741	0802	0831	0840	0902	0931	0939	1002	1029
Barnsley (BNY)	d		0558	0605		0630	0702	0706		0732	0741	0803	0832	0840	0903	0931	0940	1003	1030
Dodworth (DOD)	d			0611			0708					0809			0909			1009	
Silkstone Common (SLK)	d			0614			0712					0812			0912			1012	
Penistone (PNS)	d			0620			0719					0819			0919			1019	
Denby Dale (DBD)	d			0627			0726					0826			0926			1026	
Shepley (SPY)	d			0632			0731					0831			0931			1031	
Stockmoor (SSM)	d			0634			0733					0833			0933			1033	
Brockholes (BHS)	d			0639			0738					0838			0938			1038	
Honley (HOY)	d			0641			0740					0840			0940			1040	
Berry Brow (BBW)	d			0644			0743					0843			0943			1043	
Lockwood (LCK)	d			0647			0746					0846			0946			1046	
Huddersfield (HUD)	a			0652			0750					0850			0950			1050	
Darton (DRT)	d		0603			0635				0737			0837			0936			1035
Wakefield Kirkgate (WKK)	④ a		0616			0649		0722		0749	0756		0849	0855		0949	0956		1048
Wakefield Kirkgate (WKK)	④ d		0616			0650		0723	0728	0750	0757		0850	0856		0949	0956		1049
Normanton (NOR)	d		0622			0655		0728	0734	0755			0855			0956			1055
Castleford (CFD)	a					0702			0740	0801			0901			1001			1100
Castleford (CFD)	d					0704				0803			0903			1004			1103
Woodsford (WDS)	d		0630			0713				0812			0912			1013			1112
Leeds (LDS)	⑩ a		0644			0724		0743		0823	0817		0924	0914		1024	1014		1123

	Operator Train ID	NT 1Y10	NT 2B50	NT 2L12	NT 1Y12	NT 2B52	NT 2L14	NT 1Y14	NT 2B54	NT 2L16	NT 1Y16	NT 2B56	NT 2L18	NT 1Y18	NT 2B58	NT 2L20	NT 1Y20	NT 2B60	NT 2O80
Nottingham (NOT)	⑧ d	0917			1017			1117			1217			1317			1417		
Chesterfield (CHD)	d	0955			1055			1155			1256			1356			1456		
Lincoln (LCN)	d																		
Gainsborough Lea Road (GBL)	d																		
Retford (RET)	⑩ d																		
Worksop (WRK)	d																		
Sheffield (SHF)	⑦ d	1018	1035	1102	1118	1135	1202	1218	1235	1302	1318	1335	1402	1418	1435	1502	1518	1535	
Meadowhall (MHS)	d	1024	1041	1108	1124	1141	1208	1224	1241	1308	1324	1341	1408	1424	1441	1508	1524	1541	
Chapelton (CLN)	d		1047	1114		1147	1214		1247	1314		1347	1414		1447	1514		1547	
Elsecar (ELR)	d		1053	1120		1153	1220		1253	1320		1353	1420		1453	1520		1553	
Wombwell (WOM)	d		1056	1123		1156	1223		1256	1323		1356	1423		1456	1523		1556	
Barnsley (BNY)	a	1039	1102	1129	1139	1202	1229	1239	1302	1329	1339	1402	1429	1439	1502	1529	1539	1602	
Barnsley (BNY)	d	1040	1103	1130	1140	1203	1230	1240	1303	1330	1340	1403	1430	1440	1503	1530	1540	1603	
Dodworth (DOD)	d		1109			1209			1309			1409			1509			1609	
Silkstone Common (SLK)	d		1112			1212			1312			1412			1512			1612	
Penistone (PNS)	d		1119			1219			1319			1419			1519			1619	
Denby Dale (DBD)	d		1126			1226			1326			1426			1526			1626	
Shepley (SPY)	d		1131			1231			1331			1431			1531			1631	
Stockmoor (SSM)	d		1133			1233			1333			1433			1533			1633	
Brockholes (BHS)	d		1138			1238			1338			1438			1538			1638	
Honley (HOY)	d		1140			1240			1340			1440			1540			1640	
Berry Brow (BBW)	d		1143			1243			1343			1443			1543			1643	
Lockwood (LCK)	d		1146			1246			1346			1446			1546			1646	
Huddersfield (HUD)	a		1150			1250			1350			1450			1550			1650	
Darton (DRT)	d			1135			1235			1335			1435			1535			
Wakefield Kirkgate (WKK)	④ a	1055		1148	1155		1248	1255		1349	1355		1448	1455		1548	1555		
Wakefield Kirkgate (WKK)	④ d	1055		1149	1155		1249	1255		1349	1355		1449	1455		1549	1555		1628
Normanton (NOR)	d			1156			1256			1355			1456			1556			1633
Castleford (CFD)	a			1201			1301			1400			1501			1601			1640
Castleford (CFD)	d			1204			1304			1403			1504			1604			
Woodsford (WDS)	d			1213			1313			1412			1513			1613			
Leeds (LDS)	⑩ a	1114		1224	1214		1324	1314		1423	1414		1524	1514		1624	1616		

NOTES (see introductory pages for explanation of train operator codes and standard symbols)

- a Arrival time
- d Departure time

Sheffield to Barnsley, Penistone, Huddersfield, Wakefield, Castleford and Leeds

Mondays to Fridays

Operator Train ID	NT 2L22	NT 1Y22	NT 2B62	NT 2L24	NT 1Y24	NT 2B64	NT 2O84	NT 2L26	NT 1Y26	NT 2B66	NT 2L28	NT 1Y28	NT 2B68	NT 2L30	NT 1Y30	NT 2B70	NT 2L32	NT 1Y32
Nottingham (NOT) ⑧ d		1517			1617				1717			1817			1917			2017
Chesterfield (CHD) d		1556			1655				1755			1857			1955			2055
Lincoln (LCN) d																		
Gainsborough Lea Road (GBL) d																		
Retford (RET) ⑩ d																		
Worksop (WRK) d																		
Sheffield (SHF) ⑦ d	1602	1618	1635	1702	1718	1734		1802	1818	1835	1902	1918	1935	2002	2018	2035	2102	2118
Meadowhall (MHS) d	1608	1624	1641	1708	1724	1740		1808	1824	1841	1908	1924	1941	2008	2024	2041	2108	2124
Chapelton (CLN) d	1614	1647	1714			1746		1814		1847	1914		1947	2014		2047	2114	
Elsecar (ELR) d	1620		1653	1720		1752		1820		1853	1920		1953	2020		2053	2120	
Wombwell (WOM) d	1623		1656	1723		1755		1823		1856	1923		1956	2023		2056	2123	
Barnsley (BNY) a	1629	1639	1702	1729	1739	1801		1829	1838	1902	1929	1939	2002	2029	2039	2102	2129	2139
Barnsley (BNY) d	1630	1640	1703	1730	1740	1802		1830	1838	1903	1930	1940	2003	2030	2040	2103	2130	2140
Dodworth (DOD) d			1709			1808				1909			2009			2109		
Silkstone Common (SLK) d			1712			1811				1912			2012			2112		
Penistone (PNS) d			1719			1821				1919			2019			2119		
Denby Dale (DBD) d			1726			1828				1926			2026			2126		
Shepley (SPY) d			1731			1833				1931			2031			2131		
Stockmoor (SSM) d			1733			1835				1933			2033			2133		
Brockholes (BHS) d			1738			1840				1938			2038			2138		
Honley (HOY) d			1740			1842				1940			2040			2140		
Berry Brow (BBW) d			1743			1845				1943			2043			2143		
Lockwood (LCK) d			1746			1848				1946			2046			2146		
Huddersfield (HUD) a			1750			1852				1950			2050			2150		
Darton (DRT) d	1635			1735				1835			1935			2035			2135	
Wakefield Kirkgate (WKK) ④ a	1648	1655		1748	1755			1848	1854		1948	1955		2048	2055		2148	2155
Wakefield Kirkgate (WKK) ④ d	1649	1655		1749	1755		1828	1849	1855		1949	1955		2049	2055		2149	2155
Normanton (NOR) d	1656			1756			1834	1856			1956			2056			2156	
Castleford (CFD) a	1701			1801			1840	1901			2001			2101			2201	
Castleford (CFD) d	1704			1804				1904			2004			2104			2204	
Woodlesford (WDS) d	1713			1813				1913			2013			2113			2213	
Leeds (LDS) ⑩ a	1724	1714		1824	1814			1924	1916		2024	2014		2124	2114		2224	2214

Operator Train ID	NT 1Y34	NT 2L34	NT 2B74	NT 2L36
Nottingham (NOT) ⑧ d	2112			
Chesterfield (CHD) d	2155			
Lincoln (LCN) d				
Gainsborough Lea Road (GBL) d				
Retford (RET) ⑩ d				
Worksop (WRK) d				
Sheffield (SHF) ⑦ d	2218	2231	2238	2318
Meadowhall (MHS) d	2224	2237	2244	2324
Chapelton (CLN) d		2243	2251	2330
Elsecar (ELR) d		2249	2257	2336
Wombwell (WOM) d		2252	2300	2339
Barnsley (BNY) a	2239	2258	2306	2346
Barnsley (BNY) d	2240	2259	2307	2347
Dodworth (DOD) d			2313	
Silkstone Common (SLK) d			2317	
Penistone (PNS) d			2324	
Denby Dale (DBD) d			2331	
Shepley (SPY) d			2335	
Stockmoor (SSM) d			2338	
Brockholes (BHS) d			2342	
Honley (HOY) d			2345	
Berry Brow (BBW) d			2348	
Lockwood (LCK) d			2350	
Huddersfield (HUD) a			2355	
Darton (DRT) d		2304		2352
Wakefield Kirkgate (WKK) ④ a	2255	2318		0005
Wakefield Kirkgate (WKK) ④ d	2255	2318		
Normanton (NOR) d		2323		
Castleford (CFD) a		2332		
Castleford (CFD) d		2335		
Woodlesford (WDS) d		2344		
Leeds (LDS) ⑩ a	2316	2356		

NOTES (see introductory pages for explanation of train operator codes and standard symbols)

- a Arrival time
- d Departure time

Sheffield to Barnsley, Penistone, Huddersfield, Wakefield, Castleford and Leeds

Saturdays

Table of train times from Nottingham (NOT) to Leeds (LDS) on Saturdays. Columns include Operator, Train ID, and 20 time slots (NT 2L00 to NT 2L10).








Table of train times from Nottingham (NOT) to Leeds (LDS) on Saturdays. Columns include Operator, Train ID, and 18 time slots (NT 1Y10 to NT 2O80).








NOTES (see introductory pages for explanation of train operator codes and standard symbols)

- a Arrival time
d Departure time

Sheffield to Barnsley, Penistone, Huddersfield, Wakefield, Castleford and Leeds

Saturdays

Operator Train ID	NT 2L22	NT 1Y22	NT 2B62	NT 2L24	NT 1Y24	NT 2B64	NT 2O84	NT 2L26	NT 1Y26	NT 2B66	NT 2L28	NT 1Y28	NT 2B68	NT 2L30	NT 1Y30	NT 2B70	NT 2L32	NT 1Y32
Nottingham (NOT)  ⑧ d		1516			1616				1716			1817			1916			2017
Chesterfield (CHD) d		1556			1657				1756			1856			1955			2055
Lincoln (LCN) d																		
Gainsborough Lea Road (GBL) d																		
Retford (RET)  ⑩ d																		
Worksop (WRK) d																		
Sheffield (SHF)  ⑦ d	1602	1618	1635	1702	1718	1734		1802	1818	1835	1902	1918	1935	2002	2018	2035	2102	2118
Meadowhall (MHS)  d	1608	1624	1641	1708	1724	1740		1808	1824	1841	1908	1924	1941	2008	2024	2041	2108	2124
Chapelton (CLN) d	1614	1647	1714			1746		1814		1847	1914		1947	2014		2047	2114	
Elsecar (ELR) d	1620		1653	1720		1752		1820		1853	1920		1953	2020		2053	2120	
Wombwell (WOM) d	1623		1656	1723		1755		1823		1856	1923		1956	2023		2056	2123	
Barnsley (BNY) a	1629	1639	1702	1729	1739	1801		1829	1838	1902	1929	1939	2002	2029	2039	2102	2129	2139
Barnsley (BNY) d	1630	1640	1703	1730	1740	1802		1830	1838	1903	1930	1940	2003	2030	2040	2103	2130	2140
Dodworth (DOD) d			1709			1808				1909			2009			2109		
Silkstone Common (SLK) d			1712			1811				1912			2012			2112		
Penistone (PNS) d			1719			1821				1919			2019			2119		
Denby Dale (DBD) d			1726			1828				1926			2026			2126		
Shepley (SPY) d			1731			1833				1931			2031			2131		
Stockmoor (SSM) d			1733			1835				1933			2033			2133		
Brockholes (BHS) d			1738			1840				1938			2038			2138		
Honley (HOY) d			1740			1842				1940			2040			2140		
Berry Brow (BBW) d			1743			1845				1943			2043			2143		
Lockwood (LCK) d			1746			1848				1946			2046			2146		
Huddersfield (HUD) a			1750			1852				1950			2050			2150		
Darton (DRT) d	1635			1735				1835			1935			2035			2135	
Wakefield Kirkgate (WKK)  ④ a	1648	1655		1748	1755			1848	1854		1948	1955		2048	2055		2148	2155
Wakefield Kirkgate (WKK)  ④ d	1649	1655		1749	1755		1828	1849	1855		1949	1955		2049	2055		2149	2155
Normanton (NOR) d	1656			1756			1834	1856			1956			2056			2156	
Castleford (CFD) a	1701			1801			1840	1901			2001			2101			2201	
Castleford (CFD) d	1704			1804				1904			2004			2104			2204	
Woodlesford (WDS) d	1713			1813				1913			2013			2113			2213	
Leeds (LDS)  ⑩ a	1724	1714		1824	1814			1924	1916		2024	2014		2124	2114		2224	2214

Operator Train ID	NT 1Y34	NT 2L34	NT 2B74
Nottingham (NOT)  ⑧ d	2112		
Chesterfield (CHD) d	2155		
Lincoln (LCN) d			
Gainsborough Lea Road (GBL) d			
Retford (RET)  ⑩ d			
Worksop (WRK) d			
Sheffield (SHF)  ⑦ d	2218	2231	2238
Meadowhall (MHS)  d	2224	2237	2244
Chapelton (CLN) d		2243	2251
Elsecar (ELR) d		2249	2257
Wombwell (WOM) d		2252	2300
Barnsley (BNY) a	2239	2258	2306
Barnsley (BNY) d	2240	2259	2307
Dodworth (DOD) d			2313
Silkstone Common (SLK) d			2317
Penistone (PNS) d			2324
Denby Dale (DBD) d			2331
Shepley (SPY) d			2335
Stockmoor (SSM) d			2338
Brockholes (BHS) d			2342
Honley (HOY) d			2345
Berry Brow (BBW) d			2348
Lockwood (LCK) d			2350
Huddersfield (HUD) a			2355
Darton (DRT) d		2304	
Wakefield Kirkgate (WKK)  ④ a	2255	2318	
Wakefield Kirkgate (WKK)  ④ d	2255	2318	
Normanton (NOR) d		2323	
Castleford (CFD) a		2331	
Castleford (CFD) d		2333	
Woodlesford (WDS) d		2342	
Leeds (LDS)  ⑩ a	2314	2354	

NOTES (see introductory pages for explanation of train operator codes and standard symbols)

- a Arrival time
d Departure time

Sheffield to Barnsley, Penistone, Huddersfield, Wakefield, Castleford and Leeds

Sundays

Operator Train ID Days of operation/Notes	NT 2L04	NT 1Y16	NT 2B40	NT 1Y18 A	NT 2B42	NT 2L06	NT 1Y20	NT 2P11	NT 1Y24	NT 2P13	NT 2L08	NT 1Y28	NT 2P17	NT 1Y32	NT 2P21	NT 2L10	NT 1Y36	NT 2P23
Nottingham (NOT) ⑧ d				0918			1017		1118			1219		1319			1419	
Chesterfield (CHD) d				0956			1054		1155			1256		1356			1456	
Lincoln (LCN) d								1014		1114				1214		1314		1412
Gainsborough Lea Road (GBL) d								1035		1135				1235		1335		1433
Retford (RET) ⑩ d								1050		1150				1250		1350		1448
Worksop (WRK) d								1102		1201				1301		1401		1459
Sheffield (SHF) ⑦ d	0839	0917	0938	1017	1038	1051	1116	1138	1216	1237	1244	1317	1338	1417	1438	1445	1517	1536
Meadowhall (MHS) d	0845	0923	0944	1023	1044	1057	1122	1144	1223	1243	1250	1323	1344	1423	1444	1451	1523	1542
Chapelton (CLN) d	0851		0950		1050			1150		1249	1257		1350			1458		1548
Elsecar (ELR) d	0857		0956		1056			1156		1255	1303		1356			1504		1554
Wombwell (WOM) d	0900		0959		1059			1159		1258	1306		1359			1507		1557
Barnsley (BNY) a	0906	0937	1005	1037	1105	1111	1136	1205	1237	1304	1312	1337	1405	1437	1458	1513	1537	1603
Barnsley (BNY) d	0907	0938	1006	1038	1106	1112	1136	1206	1237	1305	1313	1337	1406	1437	1502	1514	1537	1604
Dodworth (DOD) d			1012		1112			1212		1311			1412		1508			1610
Silkstone Common (SLK) d			1016		1116			1216		1315			1416		1512			1614
Penistone (PNS) d			1023		1123			1223		1322			1423		1519			1621
Denby Dale (DBD) d			1030		1130			1230		1329			1430		1526			1628
Shepley (SPY) d			1034		1134			1234		1333			1434		1530			1632
Stocks Moor (SSM) d			1037		1137			1237		1336			1437		1533			1635
Brockholes (BHS) d			1041		1141			1241		1340			1441		1537			1639
Honley (HOY) d			1044		1144			1244		1343			1444		1540			1642
Berry Brow (BBW) d			1047		1147			1247		1346			1447		1543			1645
Lockwood (LCK) d			1049		1149			1249		1348			1449		1545			1647
Huddersfield (HUD) a			1054		1154			1254		1354			1454		1549			1652
Darton (DRT) d	0912	0943				1117					1318					1519		
Wakefield Kirkgate (WKK) ④ a	0924	0957		1053		1129	1151		1256		1329	1354		1454		1531	1552	
Wakefield Kirkgate (WKK) ④ d	0925	0958		1053		1130	1152		1257		1330	1355		1455		1532	1555	
Normanton (NOR) d	0930	1003				1135					1335					1537		
Castleford (CFD) a	0936					1141					1340					1543		
Castleford (CFD) d	0938					1144					1343					1545		
Woodsford (WDS) d	0947					1153					1352					1554		
Leeds (LDS) ⑩ a	0958	1018		1113		1206	1214		1316		1405	1414		1514		1606	1614	

Operator Train ID Days of operation/Notes	NT 1Y40	NT 2B54	NT 2L14	NT 1Y44	NT 2B56	NT 1Y48	NT 2B58	NT 2L16	NT 1Y52	NT 2B60	NT 1Y56	NT 2L20	NT 1Y60	NT 2L18	NT 1Y62
Nottingham (NOT) ⑧ d	1520			1619		1719			1819		1919		2015		2133
Chesterfield (CHD) d	1557			1656		1757			1856		1956		2054		2216
Lincoln (LCN) d															
Gainsborough Lea Road (GBL) d															
Retford (RET) ⑩ d															
Worksop (WRK) d															
Sheffield (SHF) ⑦ d	1617	1639	1644	1717	1741	1817	1839	1845	1917	1939	2017	2047	2117	2144	2244
Meadowhall (MHS) d	1623	1645	1650	1723	1747	1823	1845	1851	1923	1945	2023	2053	2123	2150	2250
Chapelton (CLN) d			1656		1753			1857		1951		2059		2156	2256
Elsecar (ELR) d			1702		1759			1903		1957		2105		2202	2301
Wombwell (WOM) d			1705		1802			1906		2000		2108		2206	2305
Barnsley (BNY) a	1637	1700	1711	1737	1808	1837	1859	1912	1937	2006	2037	2114	2137	2212	2311
Barnsley (BNY) d	1637	1702	1712	1737	1809	1837	1905	1913	1937	2007	2037	2115	2137		2312
Dodworth (DOD) d		1708			1815		1911			2013					
Silkstone Common (SLK) d		1712			1819		1915			2017					
Penistone (PNS) d		1719			1825		1922			2024					
Denby Dale (DBD) d		1726			1832		1929			2031					
Shepley (SPY) d		1730			1836		1933			2035					
Stocks Moor (SSM) d		1733			1839		1936			2038					
Brockholes (BHS) d		1737			1843		1940			2042					
Honley (HOY) d		1740			1846		1943			2045					
Berry Brow (BBW) d		1743			1849		1946			2048					
Lockwood (LCK) d		1745			1851		1948			2050					
Huddersfield (HUD) a		1751			1856		1953			2055					
Darton (DRT) d			1717					1918				2120			2317
Wakefield Kirkgate (WKK) ④ a	1654		1729	1750		1852		1930	1952		2052	2132	2152		2331
Wakefield Kirkgate (WKK) ④ d	1655		1730	1751		1853		1931	1953		2053	2133	2153		2332
Normanton (NOR) d			1735					1936				2138			2337
Castleford (CFD) a			1741					1942				2143			2342
Castleford (CFD) d			1743					1945				2146			2345
Woodsford (WDS) d			1752					1954				2155			2354
Leeds (LDS) ⑩ a	1714		1806	1814		1914		2005	2016		2114	2206	2215		0007

NOTES (see introductory pages for explanation of train operator codes and standard symbols)

- a Arrival time
- d Departure time

A To Carlisle

Leeds, Castleford, Wakefield, Huddersfield, Penistone and Barnsley to Sheffield

Mondays to Fridays

Operator Train ID Days of operation/Notes	NT	NT	NT	NT	NT	NT	NT	NT	NT	NT	NT	NT	NT	NT	NT	NT	NT	NT
	2L49	2L51	2L90 A	2L99	2B03	2L53	1Y07	2B05	2L55	2O63	1Y09	2B07	2L57	1Y11	2B09	2L59	1Y13	2B11
Leeds (LDS) ⑩ d				0554		0632	0703		0732		0804		0832	0909		0932	1009	
Woodlesford (WDS) d				0603		0641			0741				0841			0941		
Castleford (CFD) a				0612		0649			0749				0849			0949		
Castleford (CFD) d				0614		0652			0752	0758			0852			0952		
Normanton (NOR) d				0620		0657			0757	0804			0857			0957		
Wakefield Kirkgate (WKK) ④ a				0625		0702	0722		0802	0809	0821		0902	0925		1002	1025	
Wakefield Kirkgate (WKK) ④ d				0626		0703	0723		0803		0822		0903	0926		1003	1026	
Darton (DRT) d				0637		0714			0814				0914			1014		
Huddersfield (HUD) d					0613				0712				0812			0912		1012
Lockwood (LCK) d					0616				0715				0815			0915		1015
Berry Brow (BBW) d					0619				0718				0818			0918		1018
Honley (HOY) d					0622				0721				0821			0921		1021
Brockholes (BHS) d					0625				0724				0824			0924		1024
Stocksmoor (SSM) d					0629				0728				0828			0928		1028
Shepley (SPY) d					0631				0730				0830			0930		1030
Denby Dale (DBD) d					0636				0735				0835			0935		1035
Penistone (PNS) d					0644				0743				0843			0943		1043
Silkstone Common (SLK) d					0649				0748				0848			0948		1048
Dodworth (DOD) d					0653				0752				0852			0952		1052
Barnsley (BNY) a				0644	0700	0721	0738	0759	0821		0837	0859	0921	0941	0959	1021	1041	1059
Barnsley (BNY) d	0523	0552	0620	0645	0701	0722	0739	0800	0822		0838	0900	0921	0942	1000	1022	1042	1100
Wombwell (WOM) d	0529	0557	0625	0650	0706	0727		0805	0827			0905	0927		1006	1027		1105
Elsecar (ELR) d	0532	0601	0629	0654	0710	0731		0809	0831			0909	0931		1010	1031		1109
Chapelton (CLN) d	0538	0607	0635	0700	0716	0737		0815	0837			0915	0936		1016	1037		1115
Meadowhall (MHS) ⑦ d	0543	0613	0641	0707	0722	0746	0753	0822	0844		0857	0921	0943	0957	1022	1043	1057	1121
Sheffield (SHF) ⑦ a	0551	0621	0648	0714	0729	0754	0801	0829	0852		0904	0928	0951	1004	1029	1051	1104	1128
Worksop (WRK) a					0729													
Retford (RET) ⑩ a					0739													
Gainsborough Lea Road (GBL) a																		
Lincoln (LCN) a																		
Chesterfield (CHD) a								0820				0922			1022			1122
Nottingham (NOT) ⑧ a								0859				0959			1058			1158

Operator Train ID	NT	NT	NT	NT	NT	NT	NT	NT	NT	NT	NT	NT	NT	NT	NT	NT	NT	NT
	2L61	1Y15	2B13	2L63	1Y17	2B15	2L65	1Y19	2B17	2L67	1Y21	2B19	2L69	1Y23	2B21	2L71	1Y25	2B23
Leeds (LDS) ⑩ d	1032	1109		1132	1209		1232	1308		1332	1409		1432	1509		1532	1609	
Woodlesford (WDS) d	1041			1141			1241			1341			1441			1541		
Castleford (CFD) a	1049			1149			1249			1349			1449			1549		
Castleford (CFD) d	1052			1152			1252			1352			1452			1552		
Normanton (NOR) d	1057			1157			1257			1357			1457			1557		
Wakefield Kirkgate (WKK) ④ a	1102	1125		1202	1225		1302	1326		1402	1425		1502	1525		1602	1626	
Wakefield Kirkgate (WKK) ④ d	1103	1126		1203	1226		1303	1326		1403	1426		1503	1526		1603	1626	
Darton (DRT) d	1114			1214			1314			1414			1514			1614		
Huddersfield (HUD) d			1112			1212			1312			1412			1512			1612
Lockwood (LCK) d			1115			1215			1315			1415			1515			1615
Berry Brow (BBW) d			1118			1218			1318			1418			1518			1618
Honley (HOY) d			1121			1221			1321			1421			1521			1621
Brockholes (BHS) d			1124			1224			1324			1424			1524			1624
Stocksmoor (SSM) d			1128			1228			1328			1428			1528			1628
Shepley (SPY) d			1130			1230			1330			1430			1530			1630
Denby Dale (DBD) d			1135			1235			1335			1435			1535			1635
Penistone (PNS) d			1143			1243			1343			1443			1543			1643
Silkstone Common (SLK) d			1148			1248			1348			1448			1548			1648
Dodworth (DOD) d			1152			1252			1352			1452			1552			1652
Barnsley (BNY) a	1121	1141	1159	1221	1241	1259	1321	1342	1359	1421	1441	1459	1521	1541	1559	1621	1642	1659
Barnsley (BNY) d	1122	1142	1200	1222	1241	1300	1322	1342	1400	1422	1442	1500	1521	1542	1600	1622	1642	1700
Wombwell (WOM) d	1127		1205	1227		1305	1327		1405	1427		1505	1527		1605	1627		1705
Elsecar (ELR) d	1131		1209	1231		1309	1331		1409	1431		1509	1531		1609	1631		1709
Chapelton (CLN) d	1137		1215	1237		1315	1337		1415	1437		1515	1536		1615	1637		1715
Meadowhall (MHS) ⑦ d	1143	1157	1221	1244	1256	1321	1343	1357	1421	1443	1457	1521	1543	1557	1621	1643	1657	1721
Sheffield (SHF) ⑦ a	1151	1204	1228	1251	1304	1328	1351	1404	1428	1451	1504	1528	1551	1604	1628	1651	1705	1728
Worksop (WRK) a																		
Retford (RET) ⑩ a																		
Gainsborough Lea Road (GBL) a																		
Lincoln (LCN) a																		
Chesterfield (CHD) a		1222			1322			1422			1522			1622			1722	
Nottingham (NOT) ⑧ a		1258			1358			1458			1559			1658			1800	

NOTES (see introductory pages for explanation of train operator codes and standard symbols)

a Arrival time
d Departure time

A To Gainsborough Central

Leeds, Castleford, Wakefield, Huddersfield, Penistone and Barnsley to Sheffield

Mondays to Fridays

	Operator Train ID	NT 2L73	NT 2O81	NT 1Y27	NT 2B25	NT 2L75	NT 1Y29	NT 2B29	NT 2B31	NT 2L77	NT 2O85	NT 1Y31	NT 2B33	NT 2L79	NT 1Y99	NT 2B35	NT 2L81	NT 1Y35	NT 2B37
Leeds (LDS)	⑩ d	1632		1709		1732	1803			1832		1903		1932	2004		2032	2104	
Woodlesford (WDS)	d	1641				1741				1841				1941			2041		
Castleford (CFD)	a	1649				1749				1849				1949			2049		
Castleford (CFD)	d	1652	1658			1752				1852	1858			1952			2052		
Normanton (NOR)	d	1657	1704	1721		1757				1857	1904			1957			2057		
Wakefield Kirkgate (WKK)	④ a	1702	1709	1726		1802	1821			1902	1910	1921		2002	2021		2102	2121	
Wakefield Kirkgate (WKK)	④ d	1703		1727		1803	1822			1903		1922		2003	2022		2103	2122	
Darton (DRT)	d	1714				1814				1914				2014			2114		
Huddersfield (HUD)	d				1712			1751	1813				1912			2012			2112
Lockwood (LCK)	d				1715			1754	1816				1915			2015			2115
Berry Brow (BBW)	d				1718			1757	1819				1918			2018			2118
Honley (HOY)	d				1721			1800	1822				1921			2021			2121
Brockholes (BHS)	d				1724			1803	1825				1924			2024			2124
Stocks Moor (SSM)	d				1728			1807	1829				1928			2028			2128
Shepley (SPY)	d				1730			1809	1831				1930			2030			2130
Denby Dale (DBD)	d				1735			1814	1839				1935			2035			2135
Penistone (PNS)	d				1743			1826	1846				1943			2043			2143
Silkstone Common (SLK)	d				1748			1832	1852				1948			2048			2148
Dodworth (DOD)	d				1752			1835	1855				1952			2052			2152
Barnsley (BNY)	a	1721		1742	1759	1821	1837	1843	1902	1921		1937	1959	2021	2037	2059	2121	2137	2159
Barnsley (BNY)	d	1721		1743	1800	1822	1837	1845	1902	1922		1938	2000	2022	2038	2100	2122	2138	2200
Wombwell (WOM)	d	1727			1805	1827		1850	1908	1927			2005	2027		2105	2127		2205
Elsecar (ELR)	d	1731			1809	1831		1854	1912	1931			2009	2031		2109	2131		2209
Chapeltown (CLN)	d	1736			1815	1837		1900	1917	1937			2015	2037		2115	2137		2215
Meadowhall (MHS)	🚆 d	1742		1757	1821	1844	1856	1909	1923	1944		1957	2021	2043	2051	2121	2144	2155	2221
Sheffield (SHF)	🚆 ⑦ a	1751		1804	1828	1851	1904	1919	1932	1951		2004	2028	2051	2101	2129	2152	2203	2229
Worksop (WRK)	a																		
Retford (RET)	⑩ a																		
Gainsborough Lea Road (GBL)	a																		
Lincoln (LCN)	a																		
Chesterfield (CHD)	a			1822			1922					2022			2119			2220	
Nottingham (NOT)	🚆 ⑧ a			1858			1959					2059			2200			2258	

	Operator Train ID	NT 2L83	NT 2L85	NT 2B39	NT 2L87
Leeds (LDS)	⑩ d	2132	2232		2302
Woodlesford (WDS)	d	2141	2241		2311
Castleford (CFD)	a	2149	2249		2320
Castleford (CFD)	d	2152	2252		2322
Normanton (NOR)	d	2157	2257		2328
Wakefield Kirkgate (WKK)	④ a	2202	2302		2333
Wakefield Kirkgate (WKK)	④ d	2203	2303		2333
Darton (DRT)	d	2214	2314		2344
Huddersfield (HUD)	d			2250	
Lockwood (LCK)	d			2253	
Berry Brow (BBW)	d			2256	
Honley (HOY)	d			2259	
Brockholes (BHS)	d			2302	
Stocks Moor (SSM)	d			2306	
Shepley (SPY)	d			2308	
Denby Dale (DBD)	d			2313	
Penistone (PNS)	d			2324	
Silkstone Common (SLK)	d			2329	
Dodworth (DOD)	d			2333	
Barnsley (BNY)	a	2221	2321	2339	2351
Barnsley (BNY)	d	2222	2322	2340	2352
Wombwell (WOM)	d	2227	2327	2345	2357
Elsecar (ELR)	d	2231	2331	2349	0002
Chapeltown (CLN)	d	2237	2337	2355	0007
Meadowhall (MHS)	🚆 d	2243	2343	0002	0015
Sheffield (SHF)	🚆 ⑦ a	2251	2351	0009	0024
Worksop (WRK)	a				
Retford (RET)	⑩ a				
Gainsborough Lea Road (GBL)	a				
Lincoln (LCN)	a				
Chesterfield (CHD)	a				
Nottingham (NOT)	🚆 ⑧ a				

NOTES (see introductory pages for explanation of train operator codes and standard symbols)

a Arrival time
d Departure time

Leeds, Castleford, Wakefield, Huddersfield, Penistone and Barnsley to Sheffield

Saturdays

Operator Train ID Days of operation/Notes	NT	NT	NT	NT	NT	NT	NT	NT	NT	NT	NT	NT	NT	NT	NT	NT	NT	NT
	2L49	2L51	2L90 A	2L99	2B03	2L53	1Y07	2B05	2L55	2O63	1Y09	2B07	2L57	1Y11	2B09	2L59	1Y13	2B11
Leeds (LDS) ⑩ d				0554		0632	0705		0732		0804		0832	0909		0932	1009	
Woodlesford (WDS) d				0603		0641			0741				0841			0941		
Castleford (CFD) a				0612		0649			0749				0849			0949		
Castleford (CFD) d				0614		0652			0752	0758			0852			0952		
Normanton (NOR) d				0620		0657			0757	0804			0857			0957		
Wakefield Kirkgate (WKK) ④ a				0625		0702	0722		0802	0809	0821		0902	0925		1002	1025	
Wakefield Kirkgate (WKK) ④ d				0626		0703	0722		0803		0822		0903	0926		1003	1026	
Darton (DRT) d				0637		0714			0814				0914			1014		
Huddersfield (HUD) d					0613			0712				0812			0912			1012
Lockwood (LCK) d					0616			0715				0815			0915			1015
Berry Brow (BBW) d					0619			0718				0818			0918			1018
Honley (HOY) d					0622			0721				0821			0921			1021
Brockholes (BHS) d					0625			0724				0824			0924			1024
Stockmoor (SSM) d					0629			0728				0828			0928			1028
Shepley (SPY) d					0631			0730				0830			0930			1030
Denby Dale (DBD) d					0636			0735				0835			0935			1035
Penistone (PNS) d					0644			0743				0843			0943			1043
Silkstone Common (SLK) d					0649			0748				0848			0948			1048
Dodworth (DOD) d					0653			0752				0852			0952			1052
Barnsley (BNY) a				0644	0700	0721	0738	0759	0821		0837	0859	0921	0941	0959	1021	1041	1059
Barnsley (BNY) d	0523	0552	0620	0645	0701	0722	0738	0800	0822		0838	0900	0921	0942	1000	1022	1042	1100
Wombwell (WOM) d	0529	0557	0625	0650	0706	0727		0805	0827			0905	0927		1006	1027		1105
Elsecar (ELR) d	0532	0601	0629	0654	0710	0731		0809	0831			0909	0931		1010	1031		1109
Chapelton (CLN) d	0538	0607	0635	0700	0716	0737		0815	0837			0915	0936		1016	1037		1115
Meadowhall (MHS) ⑦ d	0543	0613	0641	0707	0722	0746	0753	0822	0844		0857	0921	0943	0957	1022	1043	1057	1121
Sheffield (SHF) ⑦ a	0551	0621	0648	0714	0729	0754	0801	0829	0851		0904	0928	0951	1004	1029	1051	1105	1128
Worksop (WRK) a																		
Retford (RET) ⑩ a																		
Gainsborough Lea Road (GBL) a																		
Lincoln (LCN) a																		
Chesterfield (CHD) a								0818				0922			1022			1122
Nottingham (NOT) ⑧ a								0855				0959			1058			1201

Operator Train ID Days of operation/Notes	NT	NT	NT	NT	NT	NT	NT	NT	NT	NT	NT	NT	NT	NT	NT	NT	NT	NT
	2L61	1Y15	2B13	2L63	1Y17	2B15	2L65	1Y19	2B17	2L67	1Y21	2B19	2L69	1Y23	2B21	2L71	1Y25	2B23
Leeds (LDS) ⑩ d	1032	1109		1132	1209		1232	1308		1332	1409		1432	1509		1532	1609	
Woodlesford (WDS) d	1041			1141			1241			1341			1441			1541		
Castleford (CFD) a	1049			1149			1249			1349			1449			1549		
Castleford (CFD) d	1052			1152			1252			1352			1452			1552		
Normanton (NOR) d	1057			1157			1257			1357			1457			1557		
Wakefield Kirkgate (WKK) ④ a	1102	1125		1202	1225		1302	1326		1402	1425		1502	1525		1602	1626	
Wakefield Kirkgate (WKK) ④ d	1103	1126		1203	1226		1303	1326		1403	1426		1503	1526		1603	1626	
Darton (DRT) d	1114			1214			1314			1414			1514			1614		
Huddersfield (HUD) d			1112			1212			1312			1412			1512			1612
Lockwood (LCK) d			1115			1215			1315			1415			1515			1615
Berry Brow (BBW) d			1118			1218			1318			1418			1518			1618
Honley (HOY) d			1121			1221			1321			1421			1521			1621
Brockholes (BHS) d			1124			1224			1324			1424			1524			1624
Stockmoor (SSM) d			1128			1228			1328			1428			1528			1628
Shepley (SPY) d			1130			1230			1330			1430			1530			1630
Denby Dale (DBD) d			1135			1235			1335			1435			1535			1635
Penistone (PNS) d			1143			1243			1343			1443			1543			1643
Silkstone Common (SLK) d			1148			1248			1348			1448			1548			1648
Dodworth (DOD) d			1152			1252			1352			1452			1552			1652
Barnsley (BNY) a	1121	1141	1159	1221	1241	1259	1321	1342	1359	1421	1441	1459	1521	1541	1559	1621	1642	1659
Barnsley (BNY) d	1122	1142	1200	1222	1241	1300	1322	1342	1400	1422	1442	1500	1521	1542	1600	1622	1642	1700
Wombwell (WOM) d	1127		1205	1227		1305	1327		1405	1427		1505	1527		1605	1627		1705
Elsecar (ELR) d	1131		1209	1231		1309	1331		1409	1431		1509	1531		1609	1631		1709
Chapelton (CLN) d	1137		1215	1237		1315	1337		1415	1437		1515	1536		1615	1637		1715
Meadowhall (MHS) ⑦ d	1143	1157	1221	1244	1256	1321	1343	1357	1421	1443	1457	1521	1543	1557	1621	1643	1657	1721
Sheffield (SHF) ⑦ a	1151	1204	1228	1251	1304	1328	1351	1404	1428	1451	1504	1528	1551	1604	1628	1651	1705	1728
Worksop (WRK) a																		
Retford (RET) ⑩ a																		
Gainsborough Lea Road (GBL) a																		
Lincoln (LCN) a																		
Chesterfield (CHD) a		1222			1322			1422			1522			1622			1722	
Nottingham (NOT) ⑧ a		1258			1359			1458			1559			1658			1800	

NOTES (see introductory pages for explanation of train operator codes and standard symbols)

- a Arrival time
d Departure time

A To Gainsborough Central

Leeds, Castleford, Wakefield, Huddersfield, Penistone and Barnsley to Sheffield

Saturdays

	Operator Train ID	NT 2L73	NT 2O81	NT 1Y27	NT 2B25	NT 2L75	NT 1Y29	NT 2B29	NT 2B31	NT 2L77	NT 2O85	NT 1Y31	NT 2B33	NT 2L79	NT 1Y99	NT 2B35	NT 2L81	NT 1Y35	NT 2B37
Leeds (LDS)	⑩ d	1632		1709		1732	1803			1832		1903		1932	2004		2032	2104	
Woodlesford (WDS)	d	1641				1741				1841				1941			2041		
Castleford (CFD)	a	1649				1749				1849				1949			2049		
Castleford (CFD)	d	1652	1658			1752				1852	1858			1952			2052		
Normanton (NOR)	d	1657	1704	1721		1757				1857	1904			1957			2057		
Wakefield Kirkgate (WKK)	④ a	1702	1709	1726		1802	1821			1902	1910	1921		2003	2021		2102	2122	
Wakefield Kirkgate (WKK)	④ d	1703		1727		1803	1822			1903		1922		2003	2022		2103	2123	
Darton (DRT)	d	1714				1814				1914				2014			2114		
Huddersfield (HUD)	d				1712			1751	1813				1912			2012			2112
Lockwood (LCK)	d				1715			1754	1816				1915			2015			2115
Berry Brow (BBW)	d				1718			1757	1819				1918			2018			2118
Honley (HOY)	d				1721			1800	1822				1921			2021			2121
Brockholes (BHS)	d				1724			1803	1825				1924			2024			2124
Stocksmoor (SSM)	d				1728			1807	1829				1928			2028			2128
Shepley (SPY)	d				1730			1809	1831				1930			2030			2130
Denby Dale (DBD)	d				1735			1814	1839				1935			2035			2135
Penistone (PNS)	d				1743			1826	1846				1943			2043			2143
Silkstone Common (SLK)	d				1748			1832	1852				1948			2048			2148
Dodworth (DOD)	d				1752			1835	1855				1952			2052			2152
Barnsley (BNY)	a	1721		1742	1759	1821	1837	1843	1902	1921		1937	1959	2021	2037	2059	2121	2138	2159
Barnsley (BNY)	d	1721		1743	1800	1822	1837	1845	1902	1922		1938	2000	2022	2038	2100	2122	2139	2200
Wombwell (WOM)	d	1727			1805	1827		1850	1908	1927			2005	2027		2105	2127		2205
Elsecar (ELR)	d	1731			1809	1831		1854	1912	1931			2009	2031		2109	2131		2209
Chapeltown (CLN)	d	1736			1815	1837		1900	1917	1937			2015	2037		2115	2137		2215
Meadowhall (MHS)	🚆 d	1742		1757	1821	1844	1856	1909	1923	1944		1957	2021	2043	2051	2121	2144	2154	2221
Sheffield (SHF)	🚆 ⑦ a	1751		1804	1828	1851	1904	1919	1932	1951		2004	2028	2051	2100	2129	2152	2202	2229
Worksop (WRK)	a																		
Retford (RET)	⑩ a																		
Gainsborough Lea Road (GBL)	a																		
Lincoln (LCN)	a																		
Chesterfield (CHD)	a			1822			1923					2022			2119			2220	
Nottingham (NOT)	🚆 ⑧ a			1900			2000					2059			2200			2257	

	Operator Train ID	NT 2L83	NT 2L85	NT 2B39
Leeds (LDS)	⑩ d	2132	2232	
Woodlesford (WDS)	d	2141	2241	
Castleford (CFD)	a	2149	2249	
Castleford (CFD)	d	2152	2252	
Normanton (NOR)	d	2157	2257	
Wakefield Kirkgate (WKK)	④ a	2203	2302	
Wakefield Kirkgate (WKK)	④ d	2203	2303	
Darton (DRT)	d	2214	2314	
Huddersfield (HUD)	d			2250
Lockwood (LCK)	d			2253
Berry Brow (BBW)	d			2256
Honley (HOY)	d			2259
Brockholes (BHS)	d			2302
Stocksmoor (SSM)	d			2306
Shepley (SPY)	d			2308
Denby Dale (DBD)	d			2313
Penistone (PNS)	d			2324
Silkstone Common (SLK)	d			2329
Dodworth (DOD)	d			2333
Barnsley (BNY)	a	2221	2321	2339
Barnsley (BNY)	d	2222	2322	2340
Wombwell (WOM)	d	2227	2327	2345
Elsecar (ELR)	d	2231	2331	2349
Chapeltown (CLN)	d	2237	2337	2355
Meadowhall (MHS)	🚆 d	2243	2343	0002
Sheffield (SHF)	🚆 ⑦ a	2251	2351	0009
Worksop (WRK)	a			
Retford (RET)	⑩ a			
Gainsborough Lea Road (GBL)	a			
Lincoln (LCN)	a			
Chesterfield (CHD)	a			
Nottingham (NOT)	🚆 ⑧ a			

NOTES (see introductory pages for explanation of train operator codes and standard symbols)

a Arrival time
d Departure time

Leeds, Castleford, Wakefield, Huddersfield, Penistone and Barnsley to Sheffield

Sundays

Operator Train ID	NT 2L01	NT 1Y17	NT 2B37	NT 1Y21	NT 2B39	NT 2L03	NT 1Y25	NT 2P16	NT 1Y29	NT 2P18	NT 2L05	NT 1Y33	NT 2P22	NT 1Y37	NT 2P24	NT 2L07	NT 1Y41	NT 2P26
Leeds (LDS) ⑩ d	0832	0909		1009		1018	1109		1209		1217	1309		1409		1417	1509	
Woodlesford (WDS) d	0841					1027					1226					1426		
Castleford (CFD) a	0849					1035					1234					1434		
Castleford (CFD) d	0852					1038					1237					1437		
Normanton (NOR) d	0857					1043					1242					1442		
Wakefield Kirkgate (WKK) ④ a	0902	0925		1025		1048	1125		1225		1247	1325		1425		1447	1525	
Wakefield Kirkgate (WKK) ④ d	0903	0926		1026		1049	1126		1226		1249	1326		1426		1448	1526	
Darton (DRT) d	0914					1100					1300					1459		
Huddersfield (HUD) d			0910		1015			1119		1215			1319		1415			1515
Lockwood (LCK) d			0913		1018			1122		1218			1322		1418			1518
Berry Brow (BBW) d			0916		1021			1125		1221			1325		1421			1521
Honley (HOY) d			0919		1024			1128		1224			1328		1424			1524
Brockholes (BHS) d			0922		1027			1131		1227			1331		1427			1527
Stocksmoor (SSM) d			0926		1031			1135		1231			1335		1431			1531
Shepley (SPY) d			0928		1034			1137		1233			1337		1433			1533
Denby Dale (DBD) d			0933		1039			1142		1238			1342		1438			1538
Penistone (PNS) d			0941		1046			1150		1246			1350		1446			1546
Silkstone Common (SLK) d			0946		1052			1155		1251			1355		1451			1551
Dodworth (DOD) d			0950		1055			1159		1255			1359		1455			1555
Barnsley (BNY) a	0920	0941	0957	1041	1102	1106	1141	1206	1241	1302	1306	1341	1406	1441	1502	1506	1541	1602
Barnsley (BNY) d	0921	0942	0958	1042	1102	1107	1142	1207	1242	1303	1307	1342	1407	1442	1503	1510	1542	1603
Wombwell (WOM) d	0926		1003			1113		1212			1312		1412		1515			1608
Elsecar (ELR) d	0930		1007			1117		1216			1316		1416		1519			1612
Chapelton (CLN) d	0936		1012			1123		1222			1322		1422		1525			1618
Meadowhall (MHS) ⑦ d	0942	0956	1018	1056	1117	1129	1156	1228	1256	1319	1330	1357	1428	1457	1521	1532	1557	1626
Sheffield (SHF) ⑦ a	0949	1003	1028	1103	1125	1138	1203	1236	1303	1328	1338	1404	1437	1504	1529	1541	1604	1634
Worksop (WRK) a								1309		1405			1507		1607			1708
Retford (RET) ⑩ a								1319		1415			1517		1617			1718
Gainsborough Lea Road (GBL) a								1334		1430			1532		1632			1733
Lincoln (LCN) a								1357		1453			1555		1656			1757
Chesterfield (CHD) a		1021		1122			1221		1321			1421		1521			1621	
Nottingham (NOT) ⑧ a		1100		1200			1300		1400			1500		1600			1700	

Operator Train ID Days of operation/Notes	NT 1Y45	NT 2P27	NT 2L09	NT 1Y49	NT 2B53	NT 1E20 A	NT 2B55	NT 2L11	NT 1Y57	NT 2B57	NT 1Y59	NT 2L13	NT 1Y61	NT 2L19	NT 1Y63	NT 2L15
Leeds (LDS) ⑩ d	1609		1617	1709		1809		1814	1909		2009	2017	2109		2209	2220
Woodlesford (WDS) d			1626					1823				2026				2229
Castleford (CFD) a			1634					1831				2034				2237
Castleford (CFD) d			1638					1838				2037				2240
Normanton (NOR) d			1643					1843				2042				2245
Wakefield Kirkgate (WKK) ④ a	1625		1648	1726		1826		1848	1925		2025	2047	2129		2225	2250
Wakefield Kirkgate (WKK) ④ d	1626		1649	1726		1826		1855	1926		2026	2048	2130		2226	2251
Darton (DRT) d			1700					1906				2059				2302
Huddersfield (HUD) d		1615			1715		1815			1915						
Lockwood (LCK) d		1618			1718		1818			1918						
Berry Brow (BBW) d		1621			1721		1821			1921						
Honley (HOY) d		1624			1724		1824			1924						
Brockholes (BHS) d		1627			1727		1827			1927						
Stocksmoor (SSM) d		1631			1731		1834			1931						
Shepley (SPY) d		1633			1733		1836			1933						
Denby Dale (DBD) d		1638			1738		1841			1938						
Penistone (PNS) d		1646			1746		1849			1946						
Silkstone Common (SLK) d		1651			1751		1854			1951						
Dodworth (DOD) d		1655			1755		1858			1955						
Barnsley (BNY) a	1641	1702	1707	1741	1802	1842	1905	1914	1941	2002	2041	2105	2145		2241	2308
Barnsley (BNY) d	1642	1703	1709	1742	1803	1842	1906	1914	1942	2003	2042	2106	2146	2218	2241	2309
Wombwell (WOM) d			1715		1808			1920		2008		2111		2224		2314
Elsecar (ELR) d			1719		1812			1924		2012		2115		2228		2318
Chapelton (CLN) d			1724		1817			1929		2017		2121		2234		2324
Meadowhall (MHS) ⑦ d	1657	1721	1731	1757	1826	1857	1920	1937	1956	2023	2056	2132	2159	2240	2255	2331
Sheffield (SHF) ⑦ a	1706	1729	1738	1804	1833	1904	1929	1944	2003	2032	2103	2139	2206	2250	2302	2338
Worksop (WRK) a		1804														
Retford (RET) ⑩ a		1814														
Gainsborough Lea Road (GBL) a		1829														
Lincoln (LCN) a		1852														
Chesterfield (CHD) a	1721			1821		1921			2021		2122		2224			
Nottingham (NOT) ⑧ a	1800			1900		2000			2100		2200		2305			

NOTES (see introductory pages for explanation of train operator codes and standard symbols)

a Arrival time
d Departure time

A From Carlisle