

## London to Barking, Upminster, Basildon, Grays, Southend Central and Shoeburyness

## Mondays to Fridays

Operator Train ID	CC 2D00	CC 2B50	CC 2R50	CC 2D02	CC 2R54	CC 2B52	CC 2D04	CC 2R52	CC 2R56	CC 2B54	CC 2D06	CC 2R58	CC 1B00	CC 2R60	CC 2D08	CC 1F56	CC 1B04	CC 1N94
London Fenchurch Street (FST) ⑦ d		0500		0507	0524	0530	0540		0600	0604	0608	0615	0629	0635	0639	0642	0648	0656
Limehouse (LHS) DLR d		0504		0511	0528	0534	0544		0605	0608	0613	0620		0639	0644			
West Ham (WEH) DLR d		0509		0516	0533	0539	0549		0610	0613	0618	0625	0638	0644	0649	0652	0657	
London Liverpool Street (LST) ⑤ d																		
Stratford (SRA) DLR ⑦ d																		
Barking (BKG) ⑤ d	0453	0514	0520	0522	0539	0544	0554	0601	0616	0618	0624	0631	0643	0657c	0654	0657	0702	0709
Upminster (UPM) ⑤ d	0501	0522		0530		0553	0602			0626	0632		0652		0703	0706	0711	
Ockendon (OCK) d	0506			0536			0608				0640				0710			
Chafford Hundred (CFH) d	0510			0539			0611				0643				0714			
Dagenham Dock (DDK) d			0524		0543			0605	0620			0636		0701				
Rainham (RNM) d			0528		0547			0609	0624			0641		0705				
Purfleet (PFL) d			0533		0552			0614	0629			0647		0710				
Grays (GRY) a	0515		0540	0543	0559		0615	0621	0636		0647	0655		0715	0721			
Grays (GRY) d	0515			0544			0616				0648			0716				
Tilbury Town (TIL) ③ d	0518			0547			0619				0651			0719				
East Tilbury (ETL) d	0524			0553			0625				0657			0725				
Stanford-le-Hope (SFO) d	0527			0556			0628				0700			0729				
West Horndon (WHR) d		0527				0558				0631						0711		
Laindon (LAI) d		0532				0603				0636			0700			0716	0719	0724a
Basildon (BSO) d		0535				0606				0639			0703			0719	0723	
Pitsea (PSE) d	0535	0539		0604		0610	0639			0643	0708a			0738a		0723	0726	
Benfleet (BEF) d	0539	0542		0608		0613	0642			0646			0709			0726	0730	
Leigh-on-Sea (LES) d	0543	0547		0613		0618	0647			0651			0713			0731	0735	
Chalkwell (CHW) d	0546	0549		0615		0620	0649			0653			0716			0733	0738	
Westcliff (WCF) d	0548	0551		0617		0622	0651			0655			0718			0735	0740	
Southend Central (SOC) a	0551	0554		0620		0625	0655			0658			0720			0738	0742	
Southend Central (SOC) d		0555				0625				0658			0721			0738	0743	
Southend East (SOE) d		0557				0627				0700			0723			0740	0745	
Thorpe Bay (TPB) d		0559				0629				0703			0725			0743	0747	
Shoeburyness (SRY) a		0603				0633				0708			0729			0747	0751	

Operator Train ID	CC 2B58	CC 2R62	CC 2D10	CC 1B26	CC 2R64	CC 1B10	CC 1N12	CC 1B14	CC 2R66	CC 2B60	CC 2D12	CC 1R74	CC 2D12	CC 1B18	CC 2R68	CC 1N62	CC 1F62	CC 2F22
London Fenchurch Street (FST) ⑦ d	0659	0702	0707	0713	0717	0720	0726	0729	0732	0735	0737	0740		0747	0750	0752	0756	0759
Limehouse (LHS) DLR d	0703	0706	0712		0721	0725	0730	0733	0736	0739	0742			0751	0754	0757		0803
West Ham (WEH) DLR d	0708	0711	0717		0727	0730	0735	0738	0741	0744	0747	0750		0756	0759	0802	0805	0808
London Liverpool Street (LST) ⑤ d																		
Stratford (SRA) DLR ⑦ d																		
Barking (BKG) ⑤ d	0714	0717	0723	0727	0734	0736	0740	0743	0747	0749	0753	0755		0801	0805	0807	0810	0813
Upminster (UPM) ⑤ d	0723		0733		0744					0757	0802			0809				0822
Ockendon (OCK) d			0740								0810		↵					
Chafford Hundred (CFH) d			0744								0813		0813					
Dagenham Dock (DDK) d		0721			0738				0751		↵				0810			
Rainham (RNM) d		0725			0742				0755						0813			
Purfleet (PFL) d		0730			0747				0800						0818			
Grays (GRY) a		0737	0748		0754				0805			0811	0819		0825			
Grays (GRY) d			0748						0806				0819					
Tilbury Town (TIL) ③ d			0751						0809				0822					
East Tilbury (ETL) d			0757						0815				0828					
Stanford-le-Hope (SFO) d			0801						0818				0831					
West Horndon (WHR) d	0728								0802									0827
Laindon (LAI) d	0734					0752	0755a	0800		0807				0817		0822a	0826	0832
Basildon (BSO) d	0738			0745		0756		0803		0810				0820			0829	0835
Pitsea (PSE) d	0742		0809a			0759		0806	0826a	0814			0839a	0824			0833	0839
Benfleet (BEF) d	0745					0803		0810		0817				0827			0836	0842
Leigh-on-Sea (LES) d	0750			0754a		0807		0814		0822				0832			0841	0847
Chalkwell (CHW) d	0753					0810		0817		0824				0834			0843	0849
Westcliff (WCF) d	0755					0812		0819		0826				0836			0845	0851
Southend Central (SOC) a	0758					0814		0822		0829				0839			0848	0854
Southend Central (SOC) d	0758					0815				0829							0848	
Southend East (SOE) d	0800					0817				0831							0850	
Thorpe Bay (TPB) d	0803					0819				0834							0853	
Shoeburyness (SRY) a	0807					0823				0839							0857	

NOTES (see introductory pages for explanation of train operator codes and standard symbols)

- a Arrival time
- d Departure time
- c Arrives 5 minutes earlier

## London to Barking, Upminster, Basildon, Grays, Southend Central and Shoeburyness

## Mondays to Fridays

	Operator Train ID	CC 2R70	CC 1F64	CC 1P24	CC 1D14	CC 2R72	CC 1B24	CC 2B66	CC 2R74	CC 1F68	CC 2D16	CC 2F30	CC 2D16	CC 1R76	CC 2B70	CC 2D18	CC 1B36	CC 2D18	CC 2R78
London Fenchurch Street (FST)	⑦ d	0802	0805	0808	0811	0814	0817	0820	0826	0832	0835	0847		0850	0905	0908	0920		0923
Limehouse (LHS)	DLR d	0806	0809			0818		0824	0830		0840	0851			0909	0913	0924		0928
West Ham (WEH)	DLR d	0811	0814		0819	0824	0827	0830	0835	0840	0845	0856		0859	0914	0918	0929		0933
London Liverpool Street (LST)	⑤ d																		
Stratford (SRA)	DLR ⑦ d																		
Barking (BKG)	⑤ d	0817	0819		0824	0830	0832	0835	0842	0846	0852	0901		0909c	0920	0924	0934		0939
Upminster (UPM)	⑤ d		0827		0833			0843		0854	0903	0909			0928	0932	0942		
Ockendon (OCK)	d				0840						0910					0939			
Chafford Hundred (CFH)	d				0844						0914					0943			
Dagenham Dock (DDK)	d	0822				0835			0846					0914					0944
Rainham (RNM)	d	0826				0839			0850					0917					0947
Purfleet (PFL)	d	0831				0845			0857					0922					0952
Grays (GRY)	a	0837			0848	0852			0905		0918		←	0929		0947		←	0959
Grays (GRY)	d				0848						0918		0918			0947		0947	
Tilbury Town (TIL)	③ d				0851						←		0921			←		0950	
East Tilbury (ETL)	d				0857								0927					0956	
Stanford-le-Hope (SFO)	d				0900								0931					1000	
West Horndon (WHR)	d							0848		0859		0914			0933				
Laindon (LAI)	d		0835	0840				0852		0903		0919			0938		0950		
Basildon (BSO)	d		0839	0843			0848	0856		0907		0922			0941		0954		
Pitsea (PSE)	d		0842		0908a			0859		0910		0926	0941		0945		0957	1009	
Benfleet (BEF)	d		0846	0850			0854	0903		0914		0929	0945		0948		1001	1013	
Leigh-on-Sea (LES)	d		0850	0855			0859	0907		0918		0934	0950		0953		1005	1017	
Chalkwell (CHW)	d		0853	0858			0902	0910		0921		0936	0952		0956		1008	1020	
Westcliff (WCF)	d		0855	0900			0904	0912		0923		0938	0954		0958		1010	1022	
Southend Central (SOC)	a		0858	0902			0906	0915		0925		0941	0957		1000		1012	1025	
Southend Central (SOC)	d			0903			0907	0916		0926		0941			1000		1013		
Southend East (SOE)	d			0905			0909	0918		0928		0943			1002		1015		
Thorpe Bay (TPB)	d			0908			0912	0920		0930		0946			1005		1017		
Shoeburyness (SRY)	a			0914			0917	0924		0934		0950			1009		1021		

	Operator Train ID	CC 2B72	CC 2D20	CC 1B38	CC 2D20	CC 2R80	CC 2B74	CC 2D22	CC 1B40	CC 2D22	CC 2R82	CC 2B76	CC 2D24	CC 1B42	CC 2D24	CC 2R84	CC 2B78	CC 2D26	CC 1B44
London Fenchurch Street (FST)	⑦ d	0934	0941	0951		0955	1004	1011	1019		1025	1034	1041	1049		1055	1104	1112	1119
Limehouse (LHS)	DLR d	0939	0945	0955		0959	1008	1015	1023		1029	1038	1045	1053		1059	1108	1116	1123
West Ham (WEH)	DLR d	0944	0950	1000		1004	1013	1020	1028		1034	1043	1050	1058		1104	1113	1121	1128
London Liverpool Street (LST)	⑤ d																		
Stratford (SRA)	DLR ⑦ d																		
Barking (BKG)	⑤ d	0949	0955	1005		1009	1018	1025	1033		1039	1048	1055	1103		1109	1118	1126	1133
Upminster (UPM)	⑤ d	0957	1003	1013			1026	1033	1041			1056	1103	1111			1126	1134	1141
Ockendon (OCK)	d		1009					1039					1109					1140	
Chafford Hundred (CFH)	d		1013					1043					1113					1144	
Dagenham Dock (DDK)	d					1014					1044					1114			
Rainham (RNM)	d					1017					1047					1117			
Purfleet (PFL)	d					1022					1052					1122			
Grays (GRY)	a		1017		←	1029		1047		←	1059		1117		←	1129		1148	
Grays (GRY)	d		1017		1017			1047		1047			1117		1117			1148	
Tilbury Town (TIL)	③ d		←		1020			1047		1050			1117		←	1120		1148	
East Tilbury (ETL)	d				1026					1056						1126			
Stanford-le-Hope (SFO)	d				1030					1100						1130			
West Horndon (WHR)	d	1002					1031					1101					1131		
Laindon (LAI)	d	1007		1021			1036		1049			1106		1119			1136		1149
Basildon (BSO)	d	1010		1025			1039		1053			1109		1123			1139		1153
Pitsea (PSE)	d	1014			1038		1043			1109		1113			1138		1143		
Benfleet (BEF)	d	1017		1030	1042		1046		1058	1113		1116		1128	1142		1146		1158
Leigh-on-Sea (LES)	d	1022		1035	1046		1051		1103	1117		1121		1133	1146		1151		1203
Chalkwell (CHW)	d	1024		1037	1049		1053		1105	1120		1123		1135	1149		1153		1205
Westcliff (WCF)	d	1026		1039	1051		1055		1107	1122		1125		1137	1151		1155		1207
Southend Central (SOC)	a	1029		1042	1054		1058		1110	1125		1128		1140	1154		1158		1210
Southend Central (SOC)	d	1029		1042			1058		1110			1128		1140			1158		1210
Southend East (SOE)	d	1031		1044			1100		1112			1130		1142			1200		1212
Thorpe Bay (TPB)	d	1034		1047			1103		1115			1133		1145			1203		1215
Shoeburyness (SRY)	a	1038		1051			1107		1119			1137		1149			1207		1219

NOTES (see introductory pages for explanation of train operator codes and standard symbols)

- a Arrival time
- d Departure time
- c Arrives 5 minutes earlier

## London to Barking, Upminster, Basildon, Grays, Southend Central and Shoeburyness

## Mondays to Fridays

	Operator Train ID	CC 2D26	CC 2R86	CC 2B80	CC 2D28	CC 1B46	CC 2D28	CC 2R88	CC 2B82	CC 2D30	CC 1B48	CC 2D30	CC 2R90	CC 2B84	CC 2D32	CC 1B50	CC 2D32	CC 2R92	CC 2B86
London Fenchurch Street (FST)	⑦ d		1125	1134	1139	1149		1155	1204	1211	1219		1225	1234	1241	1249		1255	1304
Limehouse (LHS)	DLR d		1129	1138	1143	1153		1159	1208	1215	1223		1229	1238	1245	1253		1259	1308
West Ham (WEH)	DLR d		1134	1143	1148	1158		1204	1213	1220	1228		1234	1243	1250	1258		1304	1313
London Liverpool Street (LST)	⑤ d																		
Stratford (SRA)	DLR ⑦ d																		
Barking (BKG)	⑤ d		1139	1148	1153	1203		1209	1218	1225	1233		1239	1248	1255	1303		1309	1318
Upminster (UPM)	⑤ d			1156	1202	1211			1226	1233	1241			1256	1303	1311			1326
Ockendon (OCK)	d				1207					1239					1309				
Chafford Hundred (CFH)	d				1211					1243					1313				
Dagenham Dock (DDK)	d		1144					1214					1244						1314
Rainham (RNM)	d		1147					1217					1247						1317
Purfleet (PFL)	d		1152					1222					1252						1322
Grays (GRY)	a ←		1159		1215		←	1229		1247		←	1259		1317		←		1329
Grays (GRY)	d	1148			1217		1217			1247		1247			1317		1317		
Tilbury Town (TIL)	③ d	1151			←		1220			←		1250			←		1320		
East Tilbury (ETL)	d	1157					1226					1256					1326		
Stanford-le-Hope (SFO)	d	1201					1230					1300					1330		
West Horndon (WHR)	d			1201					1231					1301					1331
Laindon (LAI)	d			1206		1219			1236		1249			1306		1319			1336
Basildon (BSO)	d			1209		1223			1239		1253			1309		1323			1339
Pitsea (PSE)	d	1209		1213		1238			1243			1308		1313			1338		1343
Benfleet (BEF)	d	1213		1216		1228	1242		1246		1258	1312		1316		1328	1342		1346
Leigh-on-Sea (LES)	d	1217		1221		1233	1246		1251		1303	1316		1321		1333	1346		1351
Chalkwell (CHW)	d	1220		1223		1235	1249		1253		1305	1319		1323		1335	1349		1353
Westcliff (WCF)	d	1222		1225		1237	1251		1255		1307	1321		1325		1337	1351		1355
Southend Central (SOC)	a	1225		1228		1240	1254		1258		1310	1324		1328		1340	1354		1358
Southend Central (SOC)	d			1228		1240			1258		1310			1328		1340			1358
Southend East (SOE)	d			1230		1242			1300		1312			1330		1342			1400
Thorpe Bay (TPB)	d			1233		1245			1303		1315			1333		1345			1403
Shoeburyness (SRY)	a			1237		1250			1307		1319			1338		1349			1407

	Operator Train ID	CC 2D34	CC 1B52	CC 2D34	CC 2R94	CC 2B88	CC 2D36	CC 1B54	CC 2D36	CC 2R96	CC 2B90	CC 2D38	CC 1B56	CC 2D38	CC 2R98	CC 2B92	CC 2D40	CC 1B58	CC 2D40
London Fenchurch Street (FST)	⑦ d	1311	1319		1325	1334	1341	1349		1355	1404	1411	1419		1425	1434	1441	1449	
Limehouse (LHS)	DLR d	1316	1323		1329	1338	1345	1353		1359	1408	1415	1423		1429	1438	1445	1453	
West Ham (WEH)	DLR d	1321	1328		1334	1343	1350	1358		1404	1413	1420	1428		1434	1443	1450	1458	
London Liverpool Street (LST)	⑤ d																		
Stratford (SRA)	DLR ⑦ d																		
Barking (BKG)	⑤ d	1326	1333		1339	1348	1355	1403		1409	1418	1425	1433		1439	1448	1455	1503	
Upminster (UPM)	⑤ d	1334	1341			1356	1403	1411			1426	1433	1441			1456	1503	1511	
Ockendon (OCK)	d	1339					1409					1439					1509		
Chafford Hundred (CFH)	d	1343					1413					1443					1513		
Dagenham Dock (DDK)	d				1344					1414					1444				
Rainham (RNM)	d				1347					1417					1447				
Purfleet (PFL)	d				1352					1422					1452				
Grays (GRY)	a	1347		←	1359		1417		←	1429		1447		←	1459		1517		←
Grays (GRY)	d	1347		1347			1417		1417		1447		1447				1517		1517
Tilbury Town (TIL)	③ d	←		1350			←		1420		←		1450				←		1520
East Tilbury (ETL)	d			1356					1426				1456						1526
Stanford-le-Hope (SFO)	d			1400					1430				1500						1530
West Horndon (WHR)	d					1401					1431					1501			
Laindon (LAI)	d		1349			1406		1419			1436		1449			1506		1519	
Basildon (BSO)	d		1353			1409		1423			1439		1453			1509		1523	
Pitsea (PSE)	d			1408		1413			1438		1443			1508		1513			1538
Benfleet (BEF)	d		1358	1412		1416		1428	1442		1446		1458	1512		1516		1528	1542
Leigh-on-Sea (LES)	d		1403	1416		1421		1433	1446		1451		1503	1516		1521		1533	1546
Chalkwell (CHW)	d		1405	1419		1423		1435	1449		1453		1505	1519		1523		1535	1549
Westcliff (WCF)	d		1407	1421		1425		1437	1451		1455		1507	1521		1525		1537	1551
Southend Central (SOC)	a		1410	1425		1428		1440	1454		1458		1510	1524		1528		1540	1554
Southend Central (SOC)	d		1410			1428		1440			1458		1510			1528		1540	
Southend East (SOE)	d		1412			1430		1442			1500		1512			1530		1542	
Thorpe Bay (TPB)	d		1415			1433		1445			1503		1515			1533		1545	
Shoeburyness (SRY)	a		1419			1437		1449			1507		1519			1537		1550	

NOTES (see introductory pages for explanation of train operator codes and standard symbols)

- a Arrival time  
d Departure time

## London to Barking, Upminster, Basildon, Grays, Southend Central and Shoeburyness

## Mondays to Fridays

	Operator Train ID	CC 2R00	CC 2B94	CC 2D42	CC 1B60	CC 2D42	CC 2R02	CC 2B96	CC 2D44	CC 1B62	CC 2R04	CC 1B64	CC 2B98	CC 2R06	CC 2D46	CC 1B66	CC 2R08	CC 2D48	CC 1B68
London Fenchurch Street (FST)	⑦ d	1455	1504	1511	1519		1525	1534	1541	1549	1555	1600	1604	1607	1610	1616	1622	1625	1628
Limehouse (LHS)	DLR d	1459	1508	1515	1523		1529	1538	1545	1553	1559	1605	1609	1612	1615	1621	1627	1630	1633
West Ham (WEH)	DLR d	1504	1513	1520	1528		1535	1544	1550	1559	1605	1610	1614	1617	1621	1626	1632	1635	1638
London Liverpool Street (LST)	⑤ d																		
Stratford (SRA)	DLR ⑦ d																		
Barking (BKG)	⑤ d	1509	1518	1525	1533		1540	1549	1556	1604	1611	1616	1620	1623	1626	1632	1638	1641	1644
Upminster (UPM)	⑤ d		1526	1533	1541			1558	1604	1613		1624	1629		1635	1640		1649	1653
Ockendon (OCK)	d			1539					1610						1640			1657	
Chafford Hundred (CFH)	d			1543					1614						1644			1701	
Dagenham Dock (DDK)	d	1514					1545				1616			1628			1642		
Rainham (RNM)	d	1517					1549				1620			1631			1646		
Purfleet (PFL)	d	1522					1555				1625			1636			1652		
Grays (GRY)	a	1529		1547		←	1601		1619		1631			1644	1648		1657	1708	
Grays (GRY)	d			1547		1547			1619						1649		1658		
Tilbury Town (TIL)	③ d			→		1550			1622						1652		1701		
East Tilbury (ETL)	d					1556			1628						1658		1707		
Stanford-le-Hope (SFO)	d					1600			1632						1701		1711		
West Horndon (WHR)	d		1531					1603					1634			1645			
Laindon (LAI)	d		1536		1549			1607		1621			1639			1650			1701
Basildon (BSO)	d		1539		1553			1610		1624		1634	1642		1654				1705
Pitsea (PSE)	d		1543			1608		1614	1640a				1646		1711a	1657	1721a		
Benfleet (BEF)	d		1546		1558	1611		1617		1630		1640	1650						1711
Leigh-on-Sea (LES)	d		1551		1603	1616		1622		1634		1645	1655						1717a
Chalkwell (CHW)	d		1553		1605	1618		1624		1637		1647	1657			1705			
Westcliff (WCF)	d		1555		1609	1620		1627		1639		1649	1659			1707			
Southend Central (SOC)	a		1558		1612	1624		1629		1641		1652	1704			1710			
Southend Central (SOC)	d		1558		1612			1630		1642		1652				1710			
Southend East (SOE)	d		1600		1614			1632		1644		1654				1712			
Thorpe Bay (TPB)	d		1603		1617			1634		1646		1657				1715			
Shoeburyness (SRY)	a		1607		1621			1638		1652		1703				1720			

	Operator Train ID	CC 1B70	CC 2R10	CC 2B04	CC 2R12	CC 2D52	CC 1B98	CC 1B74	CC 2R10	CC 2B06	CC 2R12	CC 2R14	CC 2D54	CC 1B78	CC 1P80	CC 1F08	CC 2R16	CC 2D56	CC 1B84
London Fenchurch Street (FST)	⑦ d	1631	1637	1644	1651	1654	1657	1701		1704		1707	1710	1713	1716	1719	1722	1725	1731
Limehouse (LHS)	DLR d	1636	1642	1649	1656	1659	1702	1706		1709		1712	1715	1718	1721	1724	1727	1730	1736
West Ham (WEH)	DLR d	1641	1647	1654	1701	1704	1707			1714		1717	1720	1723	1726	1729	1732	1735	1741
London Liverpool Street (LST)	⑤ d																		
Stratford (SRA)	DLR ⑦ d																		
Barking (BKG)	⑤ d		1653	1700	1707	1710	1713	1716		1720		1724	1726				1739	1741	
Upminster (UPM)	⑤ d	1656		1708		1718	1722			1729			1734	1738		1744		1749	1755
Ockendon (OCK)	d					1726							1740					1757	
Chafford Hundred (CFH)	d					1730							1744					1801	
Dagenham Dock (DDK)	d		1657		1712							1729					1744		
Rainham (RNM)	d		1701		1716							1733					1748		
Purfleet (PFL)	d		1707		1721							1738					1753		
Grays (GRY)	a		1712		1726	1737		←				1744	1750				1759	1807	
Grays (GRY)	d		1713		1727			1713				1744					1759		
Tilbury Town (TIL)	③ d		→		1730			1716		←	1747						1802		
East Tilbury (ETL)	d				1736			1722		1736	1753						1808		
Stanford-le-Hope (SFO)	d				→			1726		1740	1757						1812		
West Horndon (WHR)	d	1701		1713						1734							1749		
Laindon (LAI)	d	1706		1718			1730			1739				1746	1750	1754			1804
Basildon (BSO)	d	1710		1722				1735		1743					1754	1758			1807
Pitsea (PSE)	d	1713		1725					1741e	1746	1750a	1807a				1801	1822a		
Benfleet (BEF)	d	1717		1729			1737	1741	1745	1750				1754		1805			1813
Leigh-on-Sea (LES)	d	1721		1734		1744a		1746	1750	1755				1801a		1810			1818
Chalkwell (CHW)	d	1724		1737				1749	1752	1758					1804	1813			1821
Westcliff (WCF)	d	1726		1739				1751	1754	1800					1807	1815			1823
Southend Central (SOC)	a	1728		1741				1753	1757	1802					1809	1817			1825
Southend Central (SOC)	d	1729		1742				1754	1757	1803					1810	1818			1826
Southend East (SOE)	d	1731		1744				1756	1759	1805					1812	1820			1828
Thorpe Bay (TPB)	d	1733		1746				1758	1802	1807					1815	1822			1830
Shoeburyness (SRY)	a	1739		1752				1803	1807	1814					1819	1828			1835

NOTES (see introductory pages for explanation of train operator codes and standard symbols)

- a Arrival time
- d Departure time
- e Arrives 7 minutes earlier

## London to Barking, Upminster, Basildon, Grays, Southend Central and Shoeburyness

## Mondays to Fridays

	Operator Train ID	CC 2B10	CC 2R18	CC 1D58	CC 1B86	CC 1B88	CC 1P12	CC 2R20	CC 1D60	CC 1B90	CC 1B92	CC 2B14	CC 1R22	CC 2D62	CC 1B96	CC 2B16	CC 2R24	CC 1D64	CC 1F00
London Fenchurch Street (FST)	⑦ d	1734	1737	1740	1743	1746	1749	1752	1755	1758	1801	1804	1807	1810	1816	1819	1822	1825	1831
Limehouse (LHS)	DLR d	1739	1742	1745	1748	1751	1754	1757	1800	1803	1806	1809	1812	1815	1821	1824	1827	1830	1836
West Ham (WEH)	DLR d	1744	1747	1750	1753		1759	1802		1808	1811	1814		1820	1826	1829	1832	1835	1841
London Liverpool Street (LST)	⑤ d																		
Stratford (SRA)	DLR ⑦ d																		
Barking (BKG)	⑤ d	1750	1754			1801		1809	1811		1817	1820	1823	1826		1835	1838		
Upminster (UPM)	⑤ d	1759		1804		1811	1814		1819		1826	1829		1834		1844		1848	1854
Ockendon (OCK)	d			1810					1827					1840				1857	
Chafford Hundred (CFH)	d			1814					1831					1844				1901	
Dagenham Dock (DDK)	d		1759					1813					1827					1843	
Rainham (RNM)	d		1803					1817					1831					1847	
Purfleet (PFL)	d		1808					1823					1837					1852	
Grays (GRY)	a		1814	1821				1828	1838				1842	1850				1857	1905
Grays (GRY)	d		1814					1829					1843					1858	1905
Tilbury Town (TIL)	③ d		1817					1832					1846					1901	1908
East Tilbury (ETL)	d		1823					1838					1852					1907	↪
Stanford-le-Hope (SFO)	d		1827					1842					1856					1910	
West Horndon (WHR)	d	1804					1819					1834				1849			
Laindon (LAI)	d	1809			1815	1819	1824			1831		1839			1846	1854			
Basildon (BSO)	d	1812				1823	1828				1836	1843			1858				1904
Pitsea (PSE)	d	1816	1837a				1831	1852a				1846			1901	1920a			
Benfleet (BEF)	d	1820			1824	1829	1835			1839	1843	1850			1855	1905			1910
Leigh-on-Sea (LES)	d	1825			1829	1835a	1840			1844	1850	1855			1900	1910			1915
Chalkwell (CHW)	d	1827			1831		1843			1847		1858			1903	1913			1917
Westcliff (WCF)	d	1829			1833		1845			1849		1900			1905	1915			1919
Southend Central (SOC)	a	1832			1836		1848			1852	1858	1902			1907	1917			1922
Southend Central (SOC)	d	1832			1836		1848			1852		1903			1908	1918			1922
Southend East (SOE)	d	1834			1838		1850			1854		1905			1910	1920			1924
Thorpe Bay (TPB)	d	1837			1841		1853			1857		1907			1912	1922			1927
Shoeburyness (SRY)	a	1843			1846		1858			1902		1913			1919	1928			1933

	Operator Train ID	CC 1F22	CC 2R26	CC 2D66	CC 1F02	CC 1D64	CC 2B20	CC 2R28	CC 1F06	CC 2D66	CC 2F72	CC 2R28	CC 2D68	CC 1F58	CC 2D68	CC 2R30	CC 2B24	CC 2D70	CC 1F12
London Fenchurch Street (FST)	⑦ d	1834	1837	1840	1846		1852	1855	1903		1906		1911	1920		1925	1934	1941	1949
Limehouse (LHS)	DLR d	1839	1842	1845	1851		1857	1900	1908		1911		1915	1925		1929	1938	1945	1953
West Ham (WEH)	DLR d		1847	1850	1856		1902	1905	1913		1916		1920	1930		1934	1943	1950	1958
London Liverpool Street (LST)	⑤ d																		
Stratford (SRA)	DLR ⑦ d																		
Barking (BKG)	⑤ d	1850	1853	1856			1908	1911			1922		1925	1936		1940	1949	1955	2004
Upminster (UPM)	⑤ d	1859		1904			1916				1930		1933	1944		1957	1957	2003	2012
Ockendon (OCK)	d			1910						↪			1939					2009	
Chafford Hundred (CFH)	d			1914						1914		↪	1943					2013	
Dagenham Dock (DDK)	d		1857	↪				1915				1915				1944			
Rainham (RNM)	d		1901					↪				1919				1948			
Purfleet (PFL)	d		1907									1925				1954			
Grays (GRY)	a		1915							1918		1930	1947		↪	2001		2017	
Grays (GRY)	d									1918		1931	1947		1947			2017	
Tilbury Town (TIL)	③ d					↪	1908			1921		1934	↪		1950			↪	
East Tilbury (ETL)	d					↪	1914			1927		1940			1956				
Stanford-le-Hope (SFO)	d					↪	1918			1931		1944			2000				
West Horndon (WHR)	d	1904					1921					1935					2002		
Laindon (LAI)	d	1909			1915		1926		1932			1940		1953			2006		2020
Basildon (BSO)	d	1913			1919		1930		1936			1944		1956			2010		2023
Pitsea (PSE)	d	1916				1928	1933			1942	1948	1954a		2000	2008		2013		
Benfleet (BEF)	d	1920			1925	1931	1937		1942	1946	1952			2003	2012		2017		2029
Leigh-on-Sea (LES)	d	1925			1930	1936	1942		1947	1951	1957			2008	2016		2022		2033
Chalkwell (CHW)	d	1927			1932	1938	1945		1949	1953	1959			2010	2019		2025		2036
Westcliff (WCF)	d	1929			1934	1940	1947		1951	1955	2001			2012	2021		2027		2038
Southend Central (SOC)	a	1934			1937	1944	1949		1954	1959	2004			2015	2023		2029		2040
Southend Central (SOC)	d				1937		1950		1954		2004			2015	2024		2030		2041
Southend East (SOE)	d				1939		1952		1956		2006			2017	2026		2032		2043
Thorpe Bay (TPB)	d				1942		1954		1959		2009			2020	2028		2034		2045
Shoeburyness (SRY)	a				1948		2000		2003		2013			2024	2032		2039		2049

NOTES (see introductory pages for explanation of train operator codes and standard symbols)

- a Arrival time  
d Departure time

## London to Barking, Upminster, Basildon, Grays, Southend Central and Shoeburyness

## Mondays to Fridays

Operator Train ID	CC 2D70	CC 2R32	CC 2B26	CC 2D72	CC 1F14	CC 2D72	CC 2R34	CC 2B28	CC 2D74	CC 1F16	CC 2D74	CC 2R36	CC 2B30	CC 2D76	CC 1F18	CC 2D76	CC 2R38	CC 2B32
London Fenchurch Street (FST) ⑦ d		1956	2005	2011	2019		2025	2034	2041	2049		2055	2104	2111	2119		2125	2134
Limehouse (LHS) DLR d		2000	2009	2015	2023		2029	2038	2045	2053		2059	2108	2115	2123		2129	2138
West Ham (WEH) DLR d		2005	2014	2020	2028		2034	2043	2050	2058		2104	2113	2120	2128		2134	2143
London Liverpool Street (LST) ⑤ d																		
Stratford (SRA) DLR ⑦ d																		
Barking (BKG) ⑤ d		2011	2019	2025	2033		2040	2048	2055	2103		2109	2118	2125	2133		2139	2149
Upminster (UPM) ⑤ d			2027	2033	2041			2056	2103	2111			2126	2133	2141			2157
Ockendon (OCK) d				2039					2109					2139				
Chafford Hundred (CFH) d				2043					2113					2143				
Dagenham Dock (DDK) d		2015					2044					2114						2144
Rainham (RNM) d		2019					2048					2117						2147
Purfleet (PFL) d		2025					2055					2122						2152
Grays (GRY) a	←	2032		2048		←	2101		2117		←	2129		2147		←		2200
Grays (GRY) d	2017			2048		2048			2117		2117			2147		2147		
Tilbury Town (TIL) ③ d	2020			←		2051			←		2120			←		2150		
East Tilbury (ETL) d	2026					2057					2126					2156		
Stanford-le-Hope (SFO) d	2030					2101					2130					2200		
West Horndon (WHR) d			2032					2101					2131					2202
Laindon (LAI) d			2037		2049			2106		2119			2136		2149			2207
Basildon (BSO) d			2040		2053			2109		2123			2139		2153			2210
Pitsea (PSE) d	2038		2044			2109		2113			2138		2143			2208		2214
Benfleet (BEF) d	2042		2047		2058	2112		2116		2128	2142		2146		2158	2212		2218
Leigh-on-Sea (LES) d	2046		2052		2103	2117		2121		2133	2146		2151		2203	2216		2224
Chalkwell (CHW) d	2049		2054		2105	2119		2123		2135	2149		2153		2205	2219		2227
Westcliff (WCF) d	2051		2056		2107	2121		2125		2137	2151		2155		2207	2221		2229
Southend Central (SOC) a	2055		2059		2110	2125		2128		2140	2155		2158		2210	2225		2231
Southend Central (SOC) d			2059		2110			2128		2140			2158		2210			2232
Southend East (SOE) d			2101		2112			2130		2142			2200		2212			2234
Thorpe Bay (TPB) d			2104		2115			2133		2145			2203		2215			2236
Shoeburyness (SRY) a			2108		2119			2137		2149			2207		2219			2240

Operator Train ID	CC 2D78	CC 1F20	CC 2D78	CC 2R40	CC 2B34	CC 2D80	CC 2R42	CC 2B36	CC 2D80	CC 2D82	CC 2B38	CC 2D82	CC 2R44	CC 2B40	CC 2D84	CC 2R46	CC 2B42	CC 2D84
London Fenchurch Street (FST) ⑦ d	2141	2149		2155	2204	2211	2225	2229		2241	2249		2255	2304	2311	2325	2329	
Limehouse (LHS) DLR d	2145	2153		2159	2208	2215	2229	2233		2245	2253		2259	2308	2315	2329	2333	
West Ham (WEH) DLR d	2150	2158		2204	2213	2220	2234	2238		2250	2258		2304	2313	2320	2334	2338	
London Liverpool Street (LST) ⑤ d																		
Stratford (SRA) DLR ⑦ d																		
Barking (BKG) ⑤ d	2155	2203		2209	2218	2225	2239	2243		2255	2303		2309	2318	2325	2339	2343	
Upminster (UPM) ⑤ d	2203	2211			2226	2233		2251		2303	2311			2326	2333		2351	
Ockendon (OCK) d	2209					2239				2309					2339			
Chafford Hundred (CFH) d	2213					2243				2313					2343			
Dagenham Dock (DDK) d				2214			2244						2314				2344	
Rainham (RNM) d				2217			2247						2317				2347	
Purfleet (PFL) d				2222			2252						2322				2352	
Grays (GRY) a	2217		←	2229		2247	2259		←	2317		←	2329		2347	2359		←
Grays (GRY) d	2217		2217			2247			2247	2317		2317			2347			2347
Tilbury Town (TIL) ③ d	←		2220			←			2250	←		2320			←			2350
East Tilbury (ETL) d			2226						2256			2326						2356
Stanford-le-Hope (SFO) d			2230						2300			2330						2359
West Horndon (WHR) d					2231			2256			2316			2331				2356
Laindon (LAI) d		2219			2236			2301			2321			2336			0001	
Basildon (BSO) d		2223			2239			2304			2324			2339			0004	
Pitsea (PSE) d			2238		2243			2308	2312		2328	2338		2343			0008	0012
Benfleet (BEF) d		2228	2242		2246			2311	2316		2331	2342		2346			0011	0016
Leigh-on-Sea (LES) d		2233	2246		2251			2316	2320		2336	2346		2351			0016	0020
Chalkwell (CHW) d		2235	2249		2253			2318	2323		2338	2349		2353			0018	0023
Westcliff (WCF) d		2237	2251		2255			2320	2325		2340	2351		2355			0020	0025
Southend Central (SOC) a	2240		2255		2258			2323	2327		2343	2354		2358			0023	0027
Southend Central (SOC) d		2240			2258			2323	2328		2343	2354		2358			0023	0027
Southend East (SOE) d		2242			2300			2325	2330		2345	2356		2359			0025	0029
Thorpe Bay (TPB) d		2245			2303			2328	2332		2348	2358		0003			0028	0032
Shoeburyness (SRY) a		2249			2307			2332	2336		2352	0003		0007			0032	0036

NOTES (see introductory pages for explanation of train operator codes and standard symbols)

- a Arrival time  
d Departure time

## London to Barking, Upminster, Basildon, Grays, Southend Central and Shoeburyness

**Mondays to Fridays**







	Operator Train ID	CC 2D86	CC 2B44	CC 2D86	CC 2R48	CC 2D88	CC 2B46	CC 2D88	CC 2T50	CC 2B48
London Fenchurch Street (FST) ⑦	d	2341	2349		2355	0011	0019		0025	0034
Limehouse (LHS) DLR	d	2345	2353		2359	0015	0023		0029	0038
West Ham (WEH) DLR	d	2350	2358		0004	0020	0028		0034	0043
London Liverpool Street (LST) ⑤	d									
Stratford (SRA) DLR ⑦	d									
Barking (BKG) ⑤	d	2355	0003		0009	0025	0033		0039	0049
Upminster (UPM) ⑤	d	0004	0011			0033	0041			0057
Ockendon (OCK)	d	0009				0039				
Chafford Hundred (CFH)	d	0013				0042				
Dagenham Dock (DDK)	d				0014					0044
Rainham (RNM)	d				0017					0047
Purfleet (PFL)	d				0022					0052
Grays (GRY) a	0017		←	0030	0046		←			0059
Grays (GRY) d	0018		0018		0046		0046			
Tilbury Town (TIL) ③	d	↔		0021		↔		0049		
East Tilbury (ETL) d			0027					0055		
Stanford-le-Hope (SFO) d			0030					0059		
West Horndon (WHR) d		0016					0046			0102
Laindon (LAI) d		0021					0051			0107
Basildon (BSO) d		0024					0054			0110
Pitsea (PSE) d		0028	0039				0058	0107		0114
Benfleet (BEF) d		0031	0042				0101	0111		0117
Leigh-on-Sea (LES) d		0036	0047				0106	0115		0122
Chalkwell (CHW) d		0038	0049				0108	0118		0124
Westcliff (WCF) d		0040	0051				0110	0120		0126
Southend Central (SOC) a		0043	0054				0113	0122		0129
Southend Central (SOC) d		0043	0054				0113	0122		0129
Southend East (SOE) d		0045	0056				0115	0124		0131
Thorpe Bay (TPB) d		0048	0058				0118	0127		0134
Shoeburyness (SRY) a		0052	0102				0122	0131		0138







**NOTES** (see introductory pages for explanation of train operator codes and standard symbols)

- a Arrival time  
d Departure time

## London to Barking, Upminster, Basildon, Grays, Southend Central and Shoeburyness

## Saturdays

Operator Train ID	CC 2D00	CC 2B00	CC 2D00	CC 2R00	CC 2D02	CC 2B02	CC 2D02	CC 2R02	CC 2D04	CC 2B04	CC 2D04	CC 2R04	CC 2D06	CC 2B06	CC 2D06	CC 2R06	CC 2D08	CC 2B08
London Fenchurch Street (FST) ⑦ d		0500			0523	0530		0535	0553	0600		0608	0623	0630		0638	0653	0700
Limehouse (LHS)  d		0504			0527	0534		0540	0557	0604		0612	0627	0634		0642	0657	0704
West Ham (WEH)  d		0509			0533	0539		0545	0603	0609		0617	0633	0639		0647	0703	0709
London Liverpool Street (LST)  ⑤ d																		
Stratford (SRA)  ⑦ d																		
Barking (BKG)  d	0508	0514		0523	0538	0544		0553	0608	0614		0623	0638	0644		0653	0708	0714
Upminster (UPM)  d	0517	0523			0547	0553			0617	0623			0647	0653			0717	0723
Ockendon (OCK) d	0522				0552				0622				0652				0722	
Chafford Hundred (CFH) d	0526				0556				0626				0656				0726	
Dagenham Dock (DDK) d				0527				0557				0627				0657		
Rainham (RNM) d				0531				0601				0631				0701		
Purfleet (PFL) d				0536				0606				0636				0706		
Grays (GRY) a	0530		←	0543	0600		←	0613	0630		←	0643	0700		←	0713	0730	
Grays (GRY) d	0530		0530		0600		0600		0630		0630		0700		0700		0730	
Tilbury Town (TIL) ③ d	←		0533		←		0603		←		0633		←		0703		←	
East Tilbury (ETL) d			0539				0609				0639				0709			
Stanford-le-Hope (SFO) d			0543				0613				0643				0713			
West Horndon (WHR) d		0528				0558				0628				0658				0728
Laindon (LAI) d		0532				0602				0632				0702				0732
Basildon (BSO) d		0536				0606				0636				0706				0736
Pitsea (PSE) d		0539	0551			0609	0621			0639	0651			0709	0721			0739
Benfleet (BEF) d		0543	0555			0613	0625			0643	0655			0713	0725			0743
Leigh-on-Sea (LES) d		0547	0600			0617	0630			0647	0700			0717	0730			0747
Chalkwell (CHW) d		0550	0602			0620	0632			0650	0702			0720	0732			0750
Westcliff (WCF) d		0552	0604			0622	0634			0652	0704			0722	0734			0752
Southend Central (SOC) a		0554	0607			0624	0637			0654	0707			0724	0737			0754
Southend Central (SOC) d		0555	0607			0625	0637			0655	0707			0725	0737			0755
Southend East (SOE) d		0557	0609			0627	0639			0657	0709			0727	0739			0757
Thorpe Bay (TPB) d		0559	0612			0629	0642			0659	0712			0729	0742			0759
Shoeburyness (SRY) a		0605	0619			0635	0649			0705	0719			0735	0749			0805

Operator Train ID	CC 2D08	CC 2R08	CC 2D10	CC 2B10	CC 2D10	CC 2R10	CC 2D12	CC 2B12	CC 2D12	CC 2R12	CC 2D14	CC 2B14	CC 2D14	CC 2R14	CC 9B00	CC 2D16	CC 2B16	CC 2D16
London Fenchurch Street (FST) ⑦ d		0708	0723	0730		0738	0753	0800		0808	0823	0830		0838		0853	0900	
Limehouse (LHS)  d		0712	0727	0734		0742	0757	0804		0812	0827	0834		0842		0857	0904	
West Ham (WEH)  d		0717	0733	0739		0747	0803	0809		0817	0833	0839		0847		0903	0909	
London Liverpool Street (LST)  ⑤ d															0845			
Stratford (SRA)  ⑦ d															0852			
Barking (BKG)  d		0723	0738	0744		0753	0808	0814		0823	0838	0844		0853	0903	0908	0914	
Upminster (UPM)  d			0747	0753			0817	0823			0847	0853			0913	0917	0923	
Ockendon (OCK) d			0752				0822				0852					0922		
Chafford Hundred (CFH) d			0756				0826				0856					0926		
Dagenham Dock (DDK) d		0727				0757				0827				0857				
Rainham (RNM) d		0731				0801				0831				0901				
Purfleet (PFL) d		0736				0806				0836				0906				
Grays (GRY) a	←	0743	0800		←	0813	0830		←	0843	0900		←	0913		0930		←
Grays (GRY) d	0730		0800		0800		0830		0830		0900		0900			0930		0930
Tilbury Town (TIL) ③ d	0733		←		0803		←		0833		←		0903		←			0933
East Tilbury (ETL) d	0739				0809				0839				0909					0939
Stanford-le-Hope (SFO) d	0743				0813				0843				0913					0943
West Horndon (WHR) d			0758					0828				0858						0928
Laindon (LAI) d			0802					0832				0902			0921			0932
Basildon (BSO) d			0806					0836				0906			0924			0936
Pitsea (PSE) d	0751		0809	0821				0839	0851			0909	0921					0939
Benfleet (BEF) d	0755		0813	0825				0843	0855			0913	0925		0930			0943
Leigh-on-Sea (LES) d	0800		0817	0830				0847	0900			0917	0930		0934			0947
Chalkwell (CHW) d	0802		0820	0832				0850	0902			0920	0932		0937			0950
Westcliff (WCF) d	0804		0822	0834				0852	0904			0922	0934		0939			0952
Southend Central (SOC) a	0807		0824	0837				0854	0907			0924	0937		0941			0954
Southend Central (SOC) d	0807		0825	0837				0855	0907			0925	0937		0942			0955
Southend East (SOE) d	0809		0827	0839				0857	0909			0927	0939		0944			0957
Thorpe Bay (TPB) d	0812		0829	0842				0859	0912			0929	0942		0946			0959
Shoeburyness (SRY) a	0819		0835	0849				0905	0919			0935	0949		0952			1005

NOTES (see introductory pages for explanation of train operator codes and standard symbols)

- a Arrival time  
d Departure time



## London to Barking, Upminster, Basildon, Grays, Southend Central and Shoeburyness

## Saturdays

Operator	Train ID	CC 2R16	CC 9B02	CC 2D18	CC 2B18	CC 2D18	CC 2R18	CC 9B04	CC 2D20	CC 2B20	CC 2D20	CC 2R20	CC 9B06	CC 2D22	CC 2B22	CC 2D22	CC 2R22	CC 9B08	CC 2D24
London Fenchurch Street (FST)	⑦ d	0908		0923	0930		0938		0953	1000		1008		1023	1030		1038		1053
Limehouse (LHS)	DLR d	0912		0927	0934		0942		0957	1004		1012		1027	1034		1042		1057
West Ham (WEH)	DLR d	0917		0933	0939		0947		1003	1009		1017		1033	1039		1047		1103
London Liverpool Street (LST)	⑤ d		0915					0945					1015						1045
Stratford (SRA)	DLR ⑦ d		0922					0952					1022						1052
Barking (BKG)	⑤ d	0923	0933	0938	0944		0953	1003	1008	1014		1023	1033	1038	1044		1053	1103	1108
Upminster (UPM)	⑤ d		0943	0947	0953			1013	1017	1023			1043	1047	1053			1113	1117
Ockendon (OCK)	d			0952					1022					1052					1122
Chafford Hundred (CFH)	d			0956					1026					1056					1126
Dagenham Dock (DDK)	d	0927					0957					1027							1057
Rainham (RNM)	d	0931					1001					1031							1101
Purfleet (PFL)	d	0936					1006					1036							1106
Grays (GRY)	a	0943		1000		←	1013		1030		←	1043		1100		←	1113		1130
Grays (GRY)	d			1000		1000			1030		1030			1100		1100			1130
Tilbury Town (TIL)	③ d			←		1003			←		1033			←		1103			←
East Tilbury (ETL)	d					1009					1039					1109			
Stanford-le-Hope (SFO)	d					1013					1043					1113			
West Horndon (WHR)	d				0958					1028					1058				
Laindon (LAI)	d		0951		1002			1021		1032			1051		1102				1121
Basildon (BSO)	d		0954		1006			1024		1036			1054		1106				1124
Pitsea (PSE)	d				1009	1021				1039	1051			1109	1121				
Benfleet (BEF)	d		1000		1013	1025		1030		1043	1055		1100	1113	1125				1130
Leigh-on-Sea (LES)	d		1004		1017	1030		1034		1047	1100		1104	1117	1130				1134
Chalkwell (CHW)	d		1007		1020	1032		1037		1050	1102		1107	1120	1132				1137
Westcliff (WCF)	d		1009		1022	1034		1039		1052	1104		1109	1122	1134				1139
Southend Central (SOC)	a		1011		1024	1037		1041		1054	1107		1111	1124	1137				1141
Southend Central (SOC)	d		1012		1025	1037		1042		1055	1107		1112	1125	1137				1142
Southend East (SOE)	d		1014		1027	1039		1044		1057	1109		1114	1127	1139				1144
Thorpe Bay (TPB)	d		1016		1029	1042		1046		1059	1112		1116	1129	1142				1146
Shoeburyness (SRY)	a		1022		1035	1049		1052		1105	1119		1122	1135	1149				1152

Operator	Train ID	CC 2B24	CC 2D24	CC 2R24	CC 9B10	CC 2D26	CC 2B26	CC 2D26	CC 2R26	CC 9B12	CC 2D28	CC 2B28	CC 2D28	CC 2R28	CC 9B14	CC 2D30	CC 2B30	CC 2D30	CC 2R30
London Fenchurch Street (FST)	⑦ d	1100		1108		1123	1130		1138		1153	1200		1208		1223	1230		1238
Limehouse (LHS)	DLR d	1104		1112		1127	1134		1142		1157	1204		1212		1227	1234		1242
West Ham (WEH)	DLR d	1109		1117		1133	1139		1147		1203	1209		1217		1233	1239		1247
London Liverpool Street (LST)	⑤ d				1115					1145					1215				
Stratford (SRA)	DLR ⑦ d				1122					1152					1222				
Barking (BKG)	⑤ d	1114		1123	1133	1138	1144		1153	1203	1208	1214		1223	1233	1238	1244		1253
Upminster (UPM)	⑤ d	1123			1143	1147	1153			1213	1217	1223			1243	1247	1253		
Ockendon (OCK)	d					1152					1222					1252			
Chafford Hundred (CFH)	d					1156					1226					1256			
Dagenham Dock (DDK)	d			1127					1157					1227					1257
Rainham (RNM)	d			1131					1201					1231					1301
Purfleet (PFL)	d			1136					1206					1236					1306
Grays (GRY)	a		←	1143		1200		←	1213		1230		←	1243		1300		←	1313
Grays (GRY)	d		1130			1200				1230				1230		1300			1300
Tilbury Town (TIL)	③ d		1133			←				1203				1233		←			1303
East Tilbury (ETL)	d		1139							1209				1239					1309
Stanford-le-Hope (SFO)	d		1143							1213				1243					1313
West Horndon (WHR)	d	1128					1158						1228						1258
Laindon (LAI)	d	1132			1151		1202			1221			1232		1251				1302
Basildon (BSO)	d	1136			1154		1206			1224			1236		1254				1306
Pitsea (PSE)	d	1139	1151				1209	1221					1239	1251					1309
Benfleet (BEF)	d	1143	1155		1200		1213	1225		1230			1243	1255		1300			1313
Leigh-on-Sea (LES)	d	1147	1200		1204		1217	1230		1234			1247	1300		1304			1317
Chalkwell (CHW)	d	1150	1202		1207		1220	1232		1237			1250	1302		1307			1320
Westcliff (WCF)	d	1152	1204		1209		1222	1234		1239			1252	1304		1309			1322
Southend Central (SOC)	a	1154	1207		1211		1224	1237		1241			1254	1307		1311			1324
Southend Central (SOC)	d	1155	1207		1212		1225	1237		1242			1255	1307		1312			1325
Southend East (SOE)	d	1157	1209		1214		1227	1239		1244			1257	1309		1314			1327
Thorpe Bay (TPB)	d	1159	1212		1216		1229	1242		1246			1259	1312		1316			1329
Shoeburyness (SRY)	a	1205	1219		1222		1235	1249		1252			1305	1319		1322			1335

NOTES (see introductory pages for explanation of train operator codes and standard symbols)

- a Arrival time  
d Departure time

## London to Barking, Upminster, Basildon, Grays, Southend Central and Shoeburyness

## Saturdays

Operator Train ID	CC 9B16	CC 2D32	CC 2B32	CC 2D32	CC 2R32	CC 9B18	CC 2D34	CC 2B34	CC 2D34	CC 2R34	CC 9B20	CC 2D36	CC 2B36	CC 2D36	CC 2R36	CC 9B22	CC 2D38	CC 2B38
London Fenchurch Street (FST) ⑦ d		1253	1300		1308		1323	1330		1338		1353	1400		1408		1423	1430
Limehouse (LHS) DLR d		1257	1304		1312		1327	1334		1342		1357	1404		1412		1427	1434
West Ham (WEH) DLR d		1303	1309		1317		1333	1339		1347		1403	1409		1417		1433	1439
London Liverpool Street (LST) ⑤ d	1245					1315					1345					1415		
Stratford (SRA) DLR ⑦ d	1252					1322					1352					1422		
Barking (BKG) ⑤ d	1303	1308	1314		1323	1333	1338	1344		1353	1403	1408	1414		1423	1433	1438	1444
Upminster (UPM) ⑤ d	1313	1317	1323			1343	1347	1353			1413	1417	1423			1443	1447	1453
Ockendon (OCK) d			1322				1352					1422					1452	
Chafford Hundred (CFH) d			1326				1356					1426					1456	
Dagenham Dock (DDK) d					1327					1357						1427		
Rainham (RNM) d					1331					1401						1431		
Purfleet (PFL) d					1336					1406						1436		
Grays (GRY) a		1330		←	1343		1400		←	1413		1430		←	1443		1500	
Grays (GRY) d		1330		1330			1400		1400			1430		1430			1500	
Tilbury Town (TIL) ③ d		←		1333			←		1403			←		1433			←	
East Tilbury (ETL) d				1339					1409					1439				
Stanford-le-Hope (SFO) d				1343					1413					1443				
West Horndon (WHR) d			1328					1358					1428					1458
Laindon (LAI) d	1321		1332			1351		1402			1421		1432			1451		1502
Basildon (BSO) d	1324		1336			1354		1406			1424		1436			1454		1506
Pitsea (PSE) d			1339	1351				1409	1421				1439	1451				1509
Benfleet (BEF) d	1330		1343	1355		1400		1413	1425		1430		1443	1455		1500		1513
Leigh-on-Sea (LES) d	1334		1347	1400		1404		1417	1430		1434		1447	1500		1504		1517
Chalkwell (CHW) d	1337		1350	1402		1407		1420	1432		1437		1450	1502		1507		1520
Westcliff (WCF) d	1339		1352	1404		1409		1422	1434		1439		1452	1504		1509		1522
Southend Central (SOC) a	1341		1354	1407		1411		1424	1437		1441		1454	1507		1511		1524
Southend Central (SOC) d	1342		1355	1407		1412		1425	1437		1442		1455	1507		1512		1525
Southend East (SOE) d	1344		1357	1409		1414		1427	1439		1444		1457	1509		1514		1527
Thorpe Bay (TPB) d	1346		1359	1412		1416		1429	1442		1446		1459	1512		1516		1529
Shoeburyness (SRY) a	1352		1405	1419		1422		1435	1449		1452		1505	1519		1522		1535

Operator Train ID	CC 2D38	CC 2R38	CC 9B24	CC 2D40	CC 2B40	CC 2D40	CC 2R40	CC 9B26	CC 2D42	CC 2B42	CC 2D42	CC 2R42	CC 9B28	CC 2D44	CC 2B44	CC 2D44	CC 2R44	CC 9B30
London Fenchurch Street (FST) ⑦ d		1438		1453	1500		1508		1523	1530		1538		1553	1600		1608	
Limehouse (LHS) DLR d		1442		1457	1504		1512		1527	1534		1542		1557	1604		1612	
West Ham (WEH) DLR d		1447		1503	1509		1517		1533	1539		1547		1603	1609		1617	
London Liverpool Street (LST) ⑤ d			1445					1515					1545					1615
Stratford (SRA) DLR ⑦ d			1452					1522					1552					1622
Barking (BKG) ⑤ d		1453	1503	1508	1514		1523	1533	1538	1544		1553	1603	1608	1614		1623	1633
Upminster (UPM) ⑤ d			1513	1517	1523			1543	1547	1553			1613	1617	1623			1643
Ockendon (OCK) d				1522					1552					1622				
Chafford Hundred (CFH) d				1526					1556					1626				
Dagenham Dock (DDK) d		1457					1527					1557						1627
Rainham (RNM) d		1501					1531					1601						1631
Purfleet (PFL) d		1506					1536					1606						1636
Grays (GRY) a	←	1513		1530		←	1543		1600		←	1613		1630		←	1643	
Grays (GRY) d	1500			1530			1530		1600		1600			1630			1630	
Tilbury Town (TIL) ③ d	1503			←			1533		←		1603			←			1633	
East Tilbury (ETL) d	1509						1539				1609						1639	
Stanford-le-Hope (SFO) d	1513						1543				1613						1643	
West Horndon (WHR) d				1528						1558					1628			
Laindon (LAI) d			1521		1532			1551		1602			1621		1632			1651
Basildon (BSO) d			1524		1536			1554		1606			1624		1636			1654
Pitsea (PSE) d	1521			1539	1551					1609	1621				1639	1651		
Benfleet (BEF) d	1525		1530		1543	1555		1600		1613	1625		1630		1643	1655		1700
Leigh-on-Sea (LES) d	1530		1534		1547	1600		1604		1617	1630		1634		1647	1700		1704
Chalkwell (CHW) d	1532		1537		1550	1602		1607		1620	1632		1637		1650	1702		1707
Westcliff (WCF) d	1534		1539		1552	1604		1609		1622	1634		1639		1652	1704		1709
Southend Central (SOC) a	1537		1541		1554	1607		1611		1624	1637		1641		1654	1707		1711
Southend Central (SOC) d	1537		1542		1555	1607		1612		1625	1637		1642		1655	1707		1712
Southend East (SOE) d	1539		1544		1557	1609		1614		1627	1639		1644		1657	1709		1714
Thorpe Bay (TPB) d	1542		1546		1559	1612		1616		1629	1642		1646		1659	1712		1716
Shoeburyness (SRY) a	1549		1552		1605	1619		1622		1635	1649		1652		1705	1719		1722

NOTES (see introductory pages for explanation of train operator codes and standard symbols)

- a Arrival time  
d Departure time

## London to Barking, Upminster, Basildon, Grays, Southend Central and Shoeburyness

## Saturdays

Operator Train ID		CC	CC	CC	CC	CC	CC	CC	CC	CC	CC	CC	CC	CC	CC	CC	CC	CC
		2D46	2B46	2D46	2R46	9B32	2D48	2B48	2D48	2R48	9B34	2D50	2B50	2D50	2R50	9B36	2D52	2B52
London Fenchurch Street (FST)	⑦ d	1623	1630		1638		1653	1700		1708		1723	1730		1738		1753	1800
Limehouse (LHS)	DLR d	1627	1634		1642		1657	1704		1712		1727	1734		1742		1757	1804
West Ham (WEH)	DLR d	1633	1639		1647		1703	1709		1717		1733	1739		1747		1803	1809
London Liverpool Street (LST)	⑤ d					1645					1715				1745			
Stratford (SRA)	DLR ⑦ d					1652					1722				1752			
Barking (BKG)	⑤ d	1638	1644		1653	1703	1708	1714		1723	1733	1738	1744		1753	1803	1808	1814
Upminster (UPM)	⑤ d	1647	1653			1713	1717	1723			1743	1747	1753			1813	1817	1823
Ockendon (OCK)	d	1652					1722					1752					1822	
Chafford Hundred (CFH)	d	1656					1726					1756					1826	
Dagenham Dock (DDK)	d				1657					1727					1757			
Rainham (RNM)	d				1701					1731					1801			
Purfleet (PFL)	d				1706					1736					1806			
Grays (GRY)	a	1700		←	1713		1730		←	1743		1800		←	1813		1830	←
Grays (GRY)	d	1700		1700		1730		1730		1730		1800		1800		1830		1830
Tilbury Town (TIL)	③ d	←		1703		←		1733		←		1803		←		1833		1833
East Tilbury (ETL)	d			1709				1739				1809						1839
Stanford-le-Hope (SFO)	d			1713				1743				1813						1843
West Horndon (WHR)	d		1658					1728				1758						1828
Laindon (LAI)	d		1702			1721		1732			1751	1802			1821			1832
Basildon (BSO)	d		1706			1724		1736			1754	1806			1824			1836
Pitsea (PSE)	d		1709	1721				1739	1751			1809	1821					1839
Benfleet (BEF)	d		1713	1725		1730		1743	1755		1800	1813	1825		1830			1843
Leigh-on-Sea (LES)	d		1717	1730		1734		1747	1800		1804	1817	1830		1834			1847
Chalkwell (CHW)	d		1720	1732		1737		1750	1802		1807	1820	1832		1837			1850
Westcliff (WCF)	d		1722	1734		1739		1752	1804		1809	1822	1834		1839			1852
Southend Central (SOC)	a		1724	1737		1741		1754	1807		1811	1824	1837		1841			1854
Southend Central (SOC)	d		1725	1737		1742		1755	1807		1812	1825	1837		1842			1855
Southend East (SOE)	d		1727	1739		1744		1757	1809		1814	1827	1839		1844			1857
Thorpe Bay (TPB)	d		1729	1742		1746		1759	1812		1816	1829	1842		1846			1859
Shoeburyness (SRY)	a		1735	1749		1752		1805	1819		1822	1835	1849		1852			1905

Operator Train ID		CC	CC	CC	CC	CC	CC	CC	CC	CC	CC	CC	CC	CC	CC	CC	CC	CC	
		2R52	9B38	2D54	2B54	2D54	2R54	9B40	2D56	2B56	2D56	2R56	9B42	2D58	2B58	2D58	2R58	9B44	2D60
London Fenchurch Street (FST)	⑦ d	1808		1823	1830		1838		1853	1900		1908		1923	1930		1938		1953
Limehouse (LHS)	DLR d	1812		1827	1834		1842		1857	1904		1912		1927	1934		1942		1957
West Ham (WEH)	DLR d	1817		1833	1839		1847		1903	1909		1917		1933	1939		1947		2003
London Liverpool Street (LST)	⑤ d		1815					1845					1915					1945	
Stratford (SRA)	DLR ⑦ d		1822					1852					1922					1952	
Barking (BKG)	⑤ d	1823	1833	1838	1844		1853	1903	1914		1923	1933	1944		1953	2003	2008	2008	
Upminster (UPM)	⑤ d		1843	1847	1853			1913	1923			1943	1953			2013	2017	2017	
Ockendon (OCK)	d			1852					1922				1952					2022	
Chafford Hundred (CFH)	d			1856					1926				1956					2026	
Dagenham Dock (DDK)	d	1827					1857					1927					1957		
Rainham (RNM)	d	1831					1901					1931				2001			
Purfleet (PFL)	d	1836					1906					1936				2006			
Grays (GRY)	a	1843		1900		←	1913		1930		←	1943		2000		←	2013		2030
Grays (GRY)	d			1900		1900			1930		1930		2000		2000			2030	
Tilbury Town (TIL)	③ d			←		1903		←			1933		←		2003			←	
East Tilbury (ETL)	d					1909					1939				2009				
Stanford-le-Hope (SFO)	d					1913					1943				2013				
West Horndon (WHR)	d				1858					1928				1958					
Laindon (LAI)	d		1851		1902				1921		1932			1951	2002			2021	
Basildon (BSO)	d		1854		1906				1924		1936			1954	2006			2024	
Pitsea (PSE)	d				1909	1921					1939	1951			2009	2021			
Benfleet (BEF)	d		1900		1913	1925		1930		1943	1955		2000	2013	2025			2030	
Leigh-on-Sea (LES)	d		1904		1917	1930		1934		1947	2000		2004	2017	2030			2034	
Chalkwell (CHW)	d		1907		1920	1932		1937		1950	2002		2007	2020	2032			2037	
Westcliff (WCF)	d		1909		1922	1934		1939		1952	2004		2009	2022	2034			2039	
Southend Central (SOC)	a		1911		1924	1937		1941		1954	2007		2011	2024	2037			2041	
Southend Central (SOC)	d		1912		1925	1937		1942		1955	2007		2012		2025	2037		2042	
Southend East (SOE)	d		1914		1927	1939		1944		1957	2009		2014	2027	2039			2044	
Thorpe Bay (TPB)	d		1916		1929	1942		1946		1959	2012		2016	2029	2042			2046	
Shoeburyness (SRY)	a		1922		1935	1949		1952		2005	2019		2022	2035	2049			2052	

NOTES (see introductory pages for explanation of train operator codes and standard symbols)

- a Arrival time  
d Departure time

## London to Barking, Upminster, Basildon, Grays, Southend Central and Shoeburyness

## Saturdays

Operator Train ID	CC 2B60	CC 2D60	CC 2R60	CC 9B46	CC 2D62	CC 2B62	CC 2D62	CC 2R62	CC 9B48	CC 2D64	CC 2B64	CC 2D64	CC 2R64	CC 9B50	CC 2D66	CC 2B66	CC 2D66	CC 2R66
London Fenchurch Street (FST) ⑦ d	2000		2008		2023	2030		2038		2053	2100		2108		2123	2130		2138
Limehouse (LHS) DLR d	2004		2012		2027	2034		2042		2057	2104		2112		2127	2134		2142
West Ham (WEH) DLR d	2009		2017		2033	2039		2047		2103	2109		2117		2133	2139		2147
London Liverpool Street (LST) ⑤ d				2015					2045					2115				
Stratford (SRA) DLR ⑦ d				2022					2052					2122				
Barking (BKG) ⑤ d	2014		2023	2033	2038	2044		2053	2103	2108	2114		2123	2133	2138	2144		2153
Upminster (UPM) ⑤ d	2023			2043	2047	2053			2113	2117	2123			2143	2147	2153		
Ockendon (OCK) d					2052					2122					2152			
Chafford Hundred (CFH) d					2056					2126					2156			
Dagenham Dock (DDK) d			2027					2057					2127					2157
Rainham (RNM) d			2031					2101					2131					2201
Purfleet (PFL) d			2036					2106					2136					2206
Grays (GRY) a		←	2043		2100		←	2113		2130		←	2143		2200		←	2213
Grays (GRY) d		2030			2100		2100			2130		2130			2200		2200	
Tilbury Town (TIL) ③ d		2033			←		2103		←			2133		←			2203	
East Tilbury (ETL) d		2039					2109					2139					2209	
Stanford-le-Hope (SFO) d		2043					2113					2143					2213	
West Horndon (WHR) d	2028					2058					2128					2158		
Laindon (LAI) d	2032			2051		2102			2121		2132			2151		2202		
Basildon (BSO) d	2036			2054		2106			2124		2136			2154		2206		
Pitsea (PSE) d	2039	2051				2109	2121				2139	2151			2209	2221		
Benfleet (BEF) d	2043	2055		2100		2113	2125		2130		2143	2155		2200	2213	2225		
Leigh-on-Sea (LES) d	2047	2100		2104		2117	2130		2134		2147	2200		2204	2217	2230		
Chalkwell (CHW) d	2050	2102		2107		2120	2132		2137		2150	2202		2207	2220	2232		
Westcliff (WCF) d	2052	2104		2109		2122	2134		2139		2152	2204		2209	2222	2234		
Southend Central (SOC) a	2054	2107		2111		2124	2137		2141		2154	2207		2211	2224	2237		
Southend Central (SOC) d	2055	2107		2112		2125	2137		2142		2155	2207		2212	2225	2237		
Southend East (SOE) d	2057	2109		2114		2127	2139		2144		2157	2209		2214	2227	2239		
Thorpe Bay (TPB) d	2059	2112		2116		2129	2142		2146		2159	2212		2216	2229	2242		
Shoeburyness (SRY) a	2105	2119		2122		2135	2149		2152		2205	2219		2222	2235	2249		

Operator Train ID	CC 9B52	CC 2D68	CC 2B68	CC 2D68	CC 2R68	CC 9B54	CC 2D70	CC 2B70	CC 2D70	CC 2R70	CC 9B56	CC 2D72	CC 2B72	CC 2D72	CC 2R72	CC 9B58	CC 2R72	CC 2D74
London Fenchurch Street (FST) ⑦ d		2153	2200		2208		2223	2230		2238		2253	2300		2308			2323
Limehouse (LHS) DLR d		2157	2204		2212		2227	2234		2242		2257	2304		2312			2327
West Ham (WEH) DLR d		2203	2209		2217		2233	2239		2247		2303	2309		2317			2333
London Liverpool Street (LST) ⑤ d	2145					2211					2241					2311		
Stratford (SRA) DLR ⑦ d	2152					2218					2248					2318		
Barking (BKG) ⑤ d	2203	2208	2214		2223	2233	2238	2244		2253	2303	2308	2314		2323	2330		2338
Upminster (UPM) ⑤ d	2213	2217	2223		2243	2247	2253				2313	2317	2323		2340			2347
Ockendon (OCK) d		2222				2252						2322						2352
Chafford Hundred (CFH) d		2226				2256						2326						2356
Dagenham Dock (DDK) d					2227					2257					2327			
Rainham (RNM) d					2231					2301					2331			
Purfleet (PFL) d					2236					2306					2336			
Grays (GRY) a		2230		←	2243		2300		←	2313		2330		←	2341		←	0001
Grays (GRY) d		2230		2230			2300		2300			2330		2330	2342			2342
Tilbury Town (TIL) ③ d		←		2233			←		2303		←			2333	←			2345
East Tilbury (ETL) d				2239					2309					2339				2351
Stanford-le-Hope (SFO) d				2243					2313					2343				2354
West Horndon (WHR) d			2228					2258					2328			2345		
Laindon (LAI) d	2221		2232			2251		2302			2321		2332			2349		
Basildon (BSO) d	2224		2236			2254		2306			2324		2336			2353		
Pitsea (PSE) d			2239	2251				2309	2321				2339	2351		2356	0003	
Benfleet (BEF) d	2230		2243	2255		2300		2313	2325		2330		2343	2355		2359	0006	
Leigh-on-Sea (LES) d	2234		2247	2300		2304		2317	2330		2334		2347	2359		0004	0011	
Chalkwell (CHW) d	2237		2250	2302		2307		2320	2332		2337		2350	0002		0007	0013	
Westcliff (WCF) d	2239		2252	2304		2309		2322	2334		2339		2352	0004		0009	0015	
Southend Central (SOC) a	2241		2254	2307		2311		2324	2337		2341		2354	0006		0011	0018	
Southend Central (SOC) d	2242		2255	2307		2312		2325	2337		2342		2355	0007		0012	0018	
Southend East (SOE) d	2244		2257	2309		2314		2327	2339		2344		2357	0009		0014	0020	
Thorpe Bay (TPB) d	2246		2259	2312		2316		2329	2342		2346		2359	0011		0016	0022	
Shoeburyness (SRY) a	2252		2305	2319		2322		2333	2349		2352		0005	0017		0022	0027	

NOTES (see introductory pages for explanation of train operator codes and standard symbols)

- a Arrival time  
d Departure time

## London to Barking, Upminster, Basildon, Grays, Southend Central and Shoeburyness

## Saturdays

	Operator Train ID	CC 2B74	CC 2D74	CC 2D76	CC 9B60	CC 2D76	CC 2R74	CC 2B76	CC 2R74	CC 2D78	CC 2B78
London Fenchurch Street (FST) ⑦	d	2330		2343			2359	0005		0015	0041
Limehouse (LHS)	d	2334		2347			0003	0009		0019	0045
West Ham (WEH)	d	2339		2353			0008	0014		0025	0050
London Liverpool Street (LST)  ⑤	d				2348						
Stratford (SRA)  ⑦	d				2355						
Barking (BKG)	d	2344		2358	0006		0015	0020		0030	0056
Upminster (UPM)	d	2353		0007	0015			0028		0039	0104
Ockendon (OCK)	d			0012						0044	
Chafford Hundred (CFH)	d			0016						0048	
Dagenham Dock (DDK)	d						0019				
Rainham (RNM)	d						0023				
Purfleet (PFL)	d						0028				
Grays (GRY)	a		←	0020		←	0033		←	0052	
Grays (GRY)	d		0002	0020		0020	0034		0034	0052	
Tilbury Town (TIL) ③	d		0005	↔		0023	↔		0037	0055	
East Tilbury (ETL)	d		0011			0029			0043	0101	
Stanford-le-Hope (SFO)	d		0014			0033			0046	0105	
West Horndon (WHR)	d	2358			0020			0033			0109
Laindon (LAI)	d	0001			0025			0038			0114
Basildon (BSO)	d	0006			0029			0041			0117
Pitsea (PSE)	d	0009	0022		0032	0041		0045	0055	0113	0121
Benfleet (BEF)	d	0013	0026		0036	0045		0048	0058	0117	0124
Leigh-on-Sea (LES)	d	0017	0030		0040	0049		0053	0103	0121	0129
Chalkwell (CHW)	d	0020	0033		0043	0052		0055	0105	0124	0131
Westcliff (WCF)	d	0022	0035		0045	0054		0057	0107	0126	0133
Southend Central (SOC)	a	0024	0037		0047	0056		0100	0110	0128	0136
Southend Central (SOC)	d	0025	0037		0048	0056		0100	0110	0128	0136
Southend East (SOE)	d	0027	0039		0050	0058		0102	0112	0130	0138
Thorpe Bay (TPB)	d	0029	0042		0052	0101		0105	0114	0133	0141
Shoeburyness (SRY)	a	0035	0048		0058	0107		0111	0119	0139	0147

NOTES (see introductory pages for explanation of train operator codes and standard symbols)

- a Arrival time  
d Departure time

London to Barking, Upminster, Basildon, Grays, Southend Central and Shoeburyness

Sundays

	Operator Train ID	CC 2B00	CC 2D00	CC 2B02	CC 2D02	CC 2R00	CC 2B04	CC 2D04	CC 2R02	CC 2B06	CC 2D06	CC 2R04	CC 2B08	CC 2D08	CC 2R06	CC 2B10	CC 2D10	CC 2R08	CC 9B00
London Fenchurch Street (FST)	⑦ d	0638		0718	0723	0735	0748	0753	0805	0818	0823	0835	0848	0853	0905	0918	0923	0935	
Limehouse (LHS)	DLR d	0642		0722	0727	0739	0752	0757	0809	0822	0827	0839	0852	0857	0909	0922	0927	0939	
West Ham (WEH)	DLR d	0647		0727	0732	0744	0757	0802	0814	0827	0832	0844	0857	0902	0914	0927	0932	0944	
London Liverpool Street (LST)	DLR ⑤ d																		0945
Stratford (SRA)	DLR ⑦ d																		0952
Barking (BKG)	DLR d	0653	0658	0733	0738	0750	0803	0808	0820	0833	0838	0850	0903	0908	0920	0933	0938	0950	1003
Upminster (UPM)	DLR d	0702	0707	0742	0746		0812	0816		0842	0846		0912	0916		0942	0946		1012
Ockendon (OCK)	d		0712		0752			0822			0852			0922			0952		
Chafford Hundred (CFH)	d		0716		0756			0826			0856			0926			0956		
Dagenham Dock (DDK)	d					0754			0824			0854			0924			0954	
Rainham (RNM)	d					0758			0828			0858			0928			0958	
Purfleet (PFL)	d					0803			0833			0903			0933			1003	
Grays (GRY)	a		0720		0800	0810		0830	0840		0900	0910		0930	0940		1000	1010	
Grays (GRY)	d		0721		0800			0830			0900			0930			1000		
Tilbury Town (TIL)	③ d		0724		0803			0833			0903			0933			1003		
East Tilbury (ETL)	d		0730		0809			0839			0909			0939			1009		
Stanford-le-Hope (SFO)	d		0733		0813			0843			0913			0943			1013		
West Horndon (WHR)	d	0707		0747			0817			0847			0917			0947			1017
Laindon (LAI)	d	0712		0752			0822			0852			0922			0952			1022
Basildon (BSO)	d	0715		0755			0825			0855			0925			0955			1026
Pitsea (PSE)	d	0719	0742	0759	0822		0829	0852		0859	0922		0929	0952		0959	1022		1029
Benfleet (BEF)	d	0722	0745	0802	0825		0832	0855		0902	0925		0932	0955		1002	1025		1033
Leigh-on-Sea (LES)	d	0727	0750	0807	0830		0837	0900		0907	0930		0937	1000		1007	1030		1037
Chalkwell (CHW)	d	0729	0752	0809	0832		0839	0902		0909	0932		0939	1002		1009	1032		1040
Westcliff (WCF)	d	0731	0754	0811	0834		0841	0904		0911	0934		0941	1004		1011	1034		1042
Southend Central (SOC)	a	0734	0757	0814	0837		0844	0907		0914	0937		0944	1007		1014	1037		1044
Southend Central (SOC)	d	0734	0757	0814	0837		0844	0907		0914	0937		0944	1007		1014	1037		1045
Southend East (SOE)	d	0736	0759	0816	0839		0846	0909		0916	0939		0946	1009		1016	1039		1047
Thorpe Bay (TPB)	d	0739	0802	0819	0842		0849	0912		0919	0942		0949	1012		1019	1042		1049
Shoeburyness (SRY)	a	0745	0808	0825	0848		0855	0918		0925	0948		0955	1018		1025	1048		1055

	Operator Train ID	CC 2D12	CC 2R10	CC 9B02	CC 2D14	CC 2R12	CC 9B04	CC 2D16	CC 2R14	CC 9B06	CC 2D18	CC 2R16	CC 9B08	CC 2D20	CC 2R18	CC 9B10	CC 2D22	CC 2R20	CC 9B12
London Fenchurch Street (FST)	⑦ d	0953	1005		1023	1035		1053	1105		1123	1135		1153	1205		1223	1235	
Limehouse (LHS)	DLR d	0957	1009		1027	1039		1057	1109		1127	1139		1157	1209		1227	1239	
West Ham (WEH)	DLR d	1002	1014		1032	1044		1102	1114		1132	1144		1202	1214		1232	1244	
London Liverpool Street (LST)	DLR ⑤ d			1015			1045			1115			1145			1215			1245
Stratford (SRA)	DLR ⑦ d			1022			1052			1122			1152			1222			1252
Barking (BKG)	DLR d	1008	1020	1033	1038	1050	1103	1108	1120	1133	1138	1150	1203	1208	1220	1233	1238	1250	1303
Upminster (UPM)	DLR d	1016		1042	1046		1112	1116		1142	1146		1212	1216		1242	1246		1312
Ockendon (OCK)	d	1022			1052			1122			1152			1222			1252		
Chafford Hundred (CFH)	d	1026			1056			1126			1156			1226			1256		
Dagenham Dock (DDK)	d		1024			1054			1124			1154			1224			1254	
Rainham (RNM)	d		1028			1058			1128			1158			1228			1258	
Purfleet (PFL)	d		1033			1103			1133			1203			1233			1303	
Grays (GRY)	a	1030	1040		1100	1110		1130	1140		1200	1210		1230	1240		1300	1310	
Grays (GRY)	d	1030			1100			1130			1200			1230			1300		
Tilbury Town (TIL)	③ d	1033			1103			1133			1203			1233			1303		
East Tilbury (ETL)	d	1039			1109			1139			1209			1239			1309		
Stanford-le-Hope (SFO)	d	1043			1113			1143			1213			1243			1313		
West Horndon (WHR)	d			1047			1117			1147			1217			1247			1317
Laindon (LAI)	d			1052			1122			1152			1222			1252			1322
Basildon (BSO)	d			1056			1126			1156			1226			1256			1326
Pitsea (PSE)	d	1052		1059	1122		1129	1152		1159	1222		1229	1252		1259	1322		1329
Benfleet (BEF)	d	1055		1103	1125		1133	1155		1203	1225		1233	1255		1303	1325		1333
Leigh-on-Sea (LES)	d	1100		1107	1130		1137	1200		1207	1230		1237	1300		1307	1330		1337
Chalkwell (CHW)	d	1102		1110	1132		1140	1202		1210	1232		1240	1302		1310	1332		1340
Westcliff (WCF)	d	1104		1112	1134		1142	1204		1212	1234		1242	1304		1312	1334		1342
Southend Central (SOC)	a	1107		1114	1137		1144	1207		1214	1237		1244	1307		1314	1337		1344
Southend Central (SOC)	d	1107		1115	1137		1145	1207		1215	1237		1245	1307		1315	1337		1345
Southend East (SOE)	d	1109		1117	1139		1147	1209		1217	1239		1247	1309		1317	1339		1347
Thorpe Bay (TPB)	d	1112		1119	1142		1149	1212		1219	1242		1249	1312		1319	1342		1349
Shoeburyness (SRY)	a	1118		1125	1148		1155	1218		1225	1248		1255	1318		1325	1348		1355

NOTES (see introductory pages for explanation of train operator codes and standard symbols)

- a Arrival time
- d Departure time

London to Barking, Upminster, Basildon, Grays, Southend Central and Shoeburyness

Sundays

Operator Train ID	CC 2D24	CC 2R22	CC 9B14	CC 2D26	CC 2R24	CC 9B16	CC 2D28	CC 2R26	CC 9B18	CC 2D30	CC 2R28	CC 9B20	CC 2D32	CC 2R30	CC 9B22	CC 2D34	CC 2R32	CC 9B24
London Fenchurch Street (FST) ⑦ d	1253	1305		1323	1335		1353	1405		1423	1435		1453	1505		1523	1535	
Limehouse (LHS) DLR d	1257	1309		1327	1339		1357	1409		1427	1439		1457	1509		1527	1539	
West Ham (WEH) DLR d	1302	1314		1332	1344		1402	1414		1432	1444		1502	1514		1532	1544	
London Liverpool Street (LST) ⑤ d			1315			1345			1415			1445			1515			1545
Stratford (SRA) DLR ⑦ d			1322			1352			1422			1452			1522			1552
Barking (BKG) ⑤ d	1308	1320	1333	1338	1350	1403	1408	1420	1433	1438	1450	1503	1508	1520	1533	1538	1550	1603
Upminster (UPM) ⑤ d	1316		1342	1346		1412	1416		1442	1446		1512	1516		1542	1546		1612
Ockendon (OCK) d	1322			1352			1422			1452			1522			1552		
Chafford Hundred (CFH) d	1326			1356			1426			1456			1526			1556		
Dagenham Dock (DDK) d		1324			1354			1424			1454			1524			1554	
Rainham (RNM) d		1328			1358			1428			1458			1528			1558	
Purfleet (PFL) d		1333			1403			1433			1503			1533			1603	
Grays (GRY) a	1330	1340		1400	1410		1430	1440		1500	1510		1530	1540		1600	1610	
Grays (GRY) d	1330			1400			1430			1500			1530			1600		
Tilbury Town (TIL) ③ d	1333			1403			1433			1503			1533			1603		
East Tilbury (ETL) d	1339			1409			1439			1509			1539			1609		
Stanford-le-Hope (SFO) d	1343			1413			1443			1513			1543			1613		
West Horndon (WHR) d			1347			1417			1447			1517			1547			1617
Laindon (LAI) d			1352			1422			1452			1522			1552			1622
Basildon (BSO) d			1356			1426			1456			1526			1556			1626
Pitsea (PSE) d	1352		1359	1422		1429	1452		1459	1522		1529	1552		1559	1622		1629
Benfleet (BEF) d	1355		1403	1425		1433	1455		1503	1525		1533	1555		1603	1625		1633
Leigh-on-Sea (LES) d	1400		1407	1430		1437	1500		1507	1530		1537	1600		1607	1630		1637
Chalkwell (CHW) d	1402		1410	1432		1440	1502		1510	1532		1540	1602		1610	1632		1640
Westcliff (WCF) d	1404		1412	1434		1442	1504		1512	1534		1542	1604		1612	1634		1642
Southend Central (SOC) a	1407		1414	1437		1444	1507		1514	1537		1544	1607		1614	1637		1644
Southend Central (SOC) d	1407		1415	1437		1445	1507		1515	1537		1545	1607		1615	1637		1645
Southend East (SOE) d	1409		1417	1439		1447	1509		1517	1539		1547	1609		1617	1639		1647
Thorpe Bay (TPB) d	1412		1419	1442		1449	1512		1519	1542		1549	1612		1619	1642		1649
Shoeburyness (SRY) a	1418		1425	1448		1455	1518		1525	1548		1555	1618		1625	1648		1655

Operator Train ID	CC 2D36	CC 2R34	CC 9B26	CC 2D38	CC 2R36	CC 9B28	CC 2D40	CC 2R38	CC 9B30	CC 2D42	CC 2R40	CC 9B32	CC 2D44	CC 2R42	CC 9B34	CC 2D46	CC 2R44	CC 9B36
London Fenchurch Street (FST) ⑦ d	1553	1605		1623	1635		1653	1705		1723	1735		1753	1805		1823	1835	
Limehouse (LHS) DLR d	1557	1609		1627	1639		1657	1709		1727	1739		1757	1809		1827	1839	
West Ham (WEH) DLR d	1602	1614		1632	1644		1702	1714		1732	1744		1802	1814		1832	1844	
London Liverpool Street (LST) ⑤ d			1615			1645			1715			1745			1815			1845
Stratford (SRA) DLR ⑦ d			1622			1652			1722			1752			1822			1852
Barking (BKG) ⑤ d	1608	1620	1633	1638	1650	1703	1708	1720	1733	1738	1750	1803	1808	1820	1833	1838	1850	1903
Upminster (UPM) ⑤ d	1616		1642	1646		1712	1716		1742	1746		1812	1816		1842	1846		1912
Ockendon (OCK) d	1622			1652			1722			1752			1822			1852		
Chafford Hundred (CFH) d	1626			1656			1726			1756			1826			1856		
Dagenham Dock (DDK) d		1624			1654			1724			1754			1824			1854	
Rainham (RNM) d		1628			1658			1728			1758			1828			1858	
Purfleet (PFL) d		1633			1703			1733			1803			1833			1903	
Grays (GRY) a	1630	1640		1700	1710		1730	1741		1800	1810		1830	1840		1900	1910	
Grays (GRY) d	1630			1700			1730			1800			1830			1900		
Tilbury Town (TIL) ③ d	1633			1703			1733			1803			1833			1903		
East Tilbury (ETL) d	1639			1709			1739			1809			1839			1909		
Stanford-le-Hope (SFO) d	1643			1713			1743			1813			1843			1913		
West Horndon (WHR) d			1647			1717			1747			1817			1847			1917
Laindon (LAI) d			1652			1722			1752			1822			1852			1922
Basildon (BSO) d			1656			1726			1756			1826			1856			1926
Pitsea (PSE) d	1652		1659	1722		1729	1752		1759	1822		1829	1852		1859	1922		1929
Benfleet (BEF) d	1655		1703	1725		1733	1755		1803	1825		1833	1855		1903	1925		1933
Leigh-on-Sea (LES) d	1700		1707	1730		1737	1800		1807	1830		1837	1900		1907	1930		1937
Chalkwell (CHW) d	1702		1710	1732		1740	1802		1810	1832		1840	1902		1910	1932		1940
Westcliff (WCF) d	1704		1712	1734		1742	1804		1812	1834		1842	1904		1912	1934		1942
Southend Central (SOC) a	1707		1714	1737		1744	1807		1814	1837		1844	1907		1914	1937		1944
Southend Central (SOC) d	1707		1715	1737		1745	1807		1815	1837		1845	1907		1915	1937		1945
Southend East (SOE) d	1709		1717	1739		1747	1809		1817	1839		1847	1909		1917	1939		1947
Thorpe Bay (TPB) d	1712		1719	1742		1749	1812		1819	1842		1849	1912		1919	1942		1949
Shoeburyness (SRY) a	1718		1725	1748		1755	1818		1825	1848		1855	1918		1925	1948		1955

NOTES (see introductory pages for explanation of train operator codes and standard symbols)

- a Arrival time
- d Departure time

## London to Barking, Upminster, Basildon, Grays, Southend Central and Shoeburyness

## Sundays

Operator Train ID	CC 2D48	CC 2R46	CC 9B38	CC 2D50	CC 2R48	CC 9B40	CC 2D52	CC 2R50	CC 9B42	CC 2D54	CC 2R52	CC 9B44	CC 2D56	CC 2R54	CC 9B46	CC 2D58	CC 2R56	CC 9B48
London Fenchurch Street (FST) ⑦ d	1853	1905		1923	1935		1953	2005		2023	2035		2053	2105		2123	2138	
Limehouse (LHS) DLR d	1857	1909		1927	1939		1957	2009		2027	2039		2057	2109		2127	2142	
West Ham (WEH) DLR d	1902	1914		1932	1944		2002	2014		2032	2044		2102	2114		2132	2147	
London Liverpool Street (LST) ⑤ d			1915			1945			2015			2045			2115			2145
Stratford (SRA) DLR ⑦ d			1922			1952			2022			2052			2122			2152
Barking (BKG) d	1908	1920	1933	1938	1950	2003	2008	2020	2033	2038	2050	2103	2108	2120	2133	2138	2153	2203
Upminster (UPM) d	1916		1942	1946		2012	2016		2042	2046		2112	2116		2142	2146		2212
Ockendon (OCK) d	1922			1952			2022			2052			2122			2152		
Chafford Hundred (CFH) d	1926			1956			2026			2056			2126			2156		
Dagenham Dock (DDK) d		1924			1954			2024			2054			2124			2157	
Rainham (RNM) d		1928			1958			2028			2058			2128			2201	
Purfleet (PFL) d		1933			2003			2033			2103			2133			2206	
Grays (GRY) a	1930	1940		2000	2010		2030	2040		2100	2110		2130	2140		2200	2213	
Grays (GRY) d	1930			2000			2030			2100			2130			2200		
Tilbury Town (TIL) ③ d	1933			2003			2033			2103			2133			2203		
East Tilbury (ETL) d	1939			2009			2039			2109			2139			2209		
Stanford-le-Hope (SFO) d	1943			2013			2043			2113			2143			2213		
West Horndon (WHR) d			1947			2017			2047			2117			2147			2217
Laindon (LAI) d			1952			2022			2052			2122			2152			2222
Basildon (BSO) d			1956			2026			2056			2126			2156			2226
Pitsea (PSE) d	1952		1959	2022		2029	2052	2059	2122		2129	2152		2159	2222			2229
Benfleet (BEF) d	1955		2003	2025		2033	2055	2103	2125		2133	2155		2203	2225			2233
Leigh-on-Sea (LES) d	2000		2007	2030		2037	2100	2107	2130		2137	2200		2207	2230			2237
Chalkwell (CHW) d	2002		2010	2032		2040	2102	2110	2132		2140	2202		2210	2232			2240
Westcliff (WCF) d	2004		2012	2034		2042	2104	2112	2134		2142	2204		2212	2234			2242
Southend Central (SOC) a	2007		2014	2037		2044	2107	2114	2137		2144	2207		2214	2237			2244
Southend Central (SOC) d	2007		2015	2037		2045	2107	2115	2137		2145	2207		2215	2237			2245
Southend East (SOE) d	2009		2017	2039		2047	2109	2117	2139		2147	2209		2217	2239			2247
Thorpe Bay (TPB) d	2012		2019	2042		2049	2112	2119	2142		2149	2212		2219	2242			2249
Shoeburyness (SRY) a	2018		2025	2048		2055	2118	2125	2148		2155	2218		2225	2248			2255

Operator Train ID	CC 2D60	CC 9B50	CC 2D62	CC 9B52	CC 2D64	CC 9B54	CC 2D64	CC 2B16	CC 2B18
London Fenchurch Street (FST) ⑦ d	2153		2223		2311			2341	0011
Limehouse (LHS) DLR d	2157		2227		2315			2345	0015
West Ham (WEH) DLR d	2202		2232		2320			2350	0020
London Liverpool Street (LST) ⑤ d		2215		2245		2315			
Stratford (SRA) DLR ⑦ d		2222		2252		2322			
Barking (BKG) d	2208	2233	2238	2304	2326	2333		2356	0026
Upminster (UPM) d	2216	2242	2246	2312	2334	2342		0005	0034
Ockendon (OCK) d	2222		2252		2340				
Chafford Hundred (CFH) d	2226		2256		2344				
Dagenham Dock (DDK) d									
Rainham (RNM) d									
Purfleet (PFL) d									
Grays (GRY) a	2230		2300		2348		←		
Grays (GRY) d	2230		2300		2348		2348		
Tilbury Town (TIL) ③ d	2233		2303		←		2351		
East Tilbury (ETL) d	2239		2309				2357		
Stanford-le-Hope (SFO) d	2243		2313				0001		
West Horndon (WHR) d		2247		2317		2347		0010	0039
Laindon (LAI) d		2252		2322		2352		0015	0044
Basildon (BSO) d		2256		2326		2356		0018	0047
Pitsea (PSE) d	2252	2259	2322	2329		2359	0009	0022	0051
Benfleet (BEF) d	2255	2303	2325	2333		0003	0013	0025	0054
Leigh-on-Sea (LES) d	2300	2307	2330	2337		0007	0017	0030	0059
Chalkwell (CHW) d	2302	2310	2332	2340		0010	0020	0032	0101
Westcliff (WCF) d	2304	2312	2334	2342		0012	0022	0034	0103
Southend Central (SOC) a	2307	2314	2337	2344		0014	0024	0037	0106
Southend Central (SOC) d	2307	2315	2337	2345		0015	0025	0037	0106
Southend East (SOE) d	2309	2317	2339	2347		0017	0027	0039	0108
Thorpe Bay (TPB) d	2312	2319	2342	2349		0019	0029	0042	0111
Shoeburyness (SRY) a	2318	2325	2348	2355		0025	0035	0048	0117

NOTES (see introductory pages for explanation of train operator codes and standard symbols)

- a Arrival time  
d Departure time



## Shoeburyness and Southend Central to Grays, Basildon, Upminster, Barking and London

## Mondays to Fridays

Operator Train ID	CC 2D01	CC 2B51	CC 2R51	CC 2D03	CC 2R53	CC 2B53	CC 2D05	CC 2B55	CC 2R55	CC 2R57	CC 2B57	CC 2D07	CC 2R59	CC 1B01	CC 1F59	CC 1D09	CC 2R61	CC 1F61	
Shoeburyness (SRY)	d	0415				0459		0513			0528		0534		0543			0557	
Thorpe Bay (TPB)	d	0406	0418		0435		0503	0508	0517		0532		0538	0542	0547		0556	0601	
Southend East (SOE)	d	0408	0421		0437		0505	0510	0519		0534		0540	0544	0549		0558	0603	
Southend Central (SOC)	a	0411	0423		0440		0508	0513	0522		0537		0543	0547	0552		0601	0606	
Southend Central (SOC)	d	0411	0424		0440		0508	0513	0522		0537		0543	0547	0552		0601	0606	
Westcliff (WCF)	d	0414	0426		0442		0510	0515	0524		0539		0545	0549	0554		0603	0608	
Chalkwell (CHW)	d	0416	0428		0444		0513	0517	0527		0542		0548	0552	0556		0606	0611	
Leigh-on-Sea (LES)	d	0419	0431		0447		0515	0520	0530		0544		0550	0554	0559		0608	0614	
Benfleet (BEF)	d	0423	0436		0451		0520	0524	0535		0549		0555	0559	0604		0613	0619	
Pitsea (PSE)	d	0428	0440		0456		0523	0529	0538	0548	0552		0604		0607		0619	0623	
Basildon (BSO)	d		0443				0527		0542		0556				0611			0627	
Laindon (LAI)	d		0446				0531		0546		0600			0606	0615			0630	
West Horndon (WHR)	d		0451				0535		0550		0604				0619			0635	
Stanford-le-Hope (SFO)	d	0434			0502			0535			0554			0610				0625	
East Tilbury (ETL)	d	0437			0506			0538			0558			0614				0629	
Tilbury Town (TIL)	③ d	0443			0512			0544			0604			0620				0635	
Grays (GRY)	a	0446			0515			0547			0607			0623				0638	
Grays (GRY)	d	0446		0453	0515	0525		0547		0553	0607		0615	0623			0631	0638	
Purfleet (PFL)	d			0459		0531				0559	0613			0629				0644	
Rainham (RNM)	d			0504		0536				0604	0618			0634				0649	
Dagenham Dock (DDK)	d			0507		0539				0608	0622			0638				0653	
Chafford Hundred (CFH)	d	0450			0519			0551					0619				0635		
Ockendon (OCK)	d	0454			0523			0555					0624				0640		
Upminster (UPM)	⊖ d	0500	0456		0530		0541	0602	0556			0610	0631		0615	0625	0649	0640	
Barking (BKG)	⊖ d	0508	0505	0513	0538	0545	0549	0610	0604	0614	0628	0618	0639	0644			0700		
Stratford (SRA)	⊖ DLR ⑦ a																		
London Liverpool Street (LST)	⊖ ⑤ a																		
West Ham (WEH)	⊖ DLR d	0513	0510	0518	0543	0550	0555	0616	0610	0619	0633	0623	0644	0649	0627	0638	0702	0705	0653
Limehouse (LHS)	DLR d	0518	0515	0523	0548	0555	0600	0621	0615	0624	0639	0628	0649	0655	0633	0643	0708	0711	0659
London Fenchurch Street (FST)	⑦ a	0523	0520	0528	0553	0600	0604	0626	0619	0629	0644	0633	0654	0700	0637	0648	0714	0717	0706

Operator Train ID	CC 2D11	CC 1B03	CC 1F63	CC 1B05	CC 2R63	CC 2R65	CC 1B23	CC 2N03	CC 2D13	CC 2D15	CC 2R67	CC 1F67	CC 1B09	CC 1B11	CC 2N05	CC 2D17	CC 2R69	CC 1P13	
Shoeburyness (SRY)	d	0607	0611				0625					0641	0648					0702	
Thorpe Bay (TPB)	d	0611	0615				0629					0645	0652					0706	
Southend East (SOE)	d	0613	0617				0631					0647	0654					0708	
Southend Central (SOC)	a		0620				0634					0650	0657					0711	
Southend Central (SOC)	d	0611	0620				0634				0646	0650	0657				0704	0711	
Westcliff (WCF)	d	0613	0622				0636				0649	0652	0659				0706	0713	
Chalkwell (CHW)	d	0616	0625				0639				0651	0655	0702				0709	0716	
Leigh-on-Sea (LES)	d	0618	0622	0628	0635		0642				0654	0658	0705	0708				0711	
Benfleet (BEF)	d	0623	0627	0633	0640		0647				0658	0703	0710	0713				0717	
Pitsea (PSE)	d	0628	0631	0637		0645	0651				0705	0706		0717				0722	
Basildon (BSO)	d		0635	0641	0646		0655					0710		0721					
Laindon (LAI)	d		0639	0644	0649		0658	0704				0714	0718		0731				
West Horndon (WHR)	d			0654				0709				0718			0736				
Stanford-le-Hope (SFO)	d	0634				0651					0712							0728	
East Tilbury (ETL)	d	0637				0654					0715							0731	
Tilbury Town (TIL)	③ d	0643				0700					0722							0737	
Grays (GRY)	a	0646				0703					0725							0740	
Grays (GRY)	d	0647			0652	0704			0701	0717	0725					0731		0741	
Purfleet (PFL)	d				0658	0709					0731							0746	
Rainham (RNM)	d				0703	0715					0736							0752	
Dagenham Dock (DDK)	d				0707	0718					0740							0755	
Chafford Hundred (CFH)	d	0651							0706	0721							0735		
Ockendon (OCK)	d	0656							0711	0726							0741		
Upminster (UPM)	⊖ d	0703		0654	0659		0708	0714	0719	0733					0741	0748			
Barking (BKG)	⊖ d	0711	0654	0703	0708	0714	0725		0723	0728	0741	0746	0735		0750	0756	0802		
Stratford (SRA)	⊖ DLR ⑦ a																		
London Liverpool Street (LST)	⊖ ⑤ a																		
West Ham (WEH)	⊖ DLR d	0717	0659	0709	0713	0720	0732	0723	0729	0735	0747	0753	0741		0744	0756	0802	0808	0750
Limehouse (LHS)	DLR d	0722	0705	0714	0719	0725	0737	0728	0734	0740	0752	0758	0746		0749	0801	0807	0813	0755
London Fenchurch Street (FST)	⑦ a	0729	0711	0721	0725	0732	0744	0735	0741	0747	0759	0805	0753	0748	0756	0808	0814	0820	0802

NOTES (see introductory pages for explanation of train operator codes and standard symbols)

- a Arrival time  
d Departure time

## Shoeburyness and Southend Central to Grays, Basildon, Upminster, Barking and London

## Mondays to Fridays

Operator Train ID	CC 1B15	CC 1B81	CC 1B17	CC 1B19	CC 2D19	CC 2R71	CC 1P73	CC 2N07	CC 2D21	CC 2R73	CC 1B39	CC 1B25	CC 1B27	CC 2D23	CC 1B29	CC 2N09	CC 2D25	CC 2R77	
Shoeburyness (SRY)	d		0718								0739	0745			0800				
Thorpe Bay (TPB)	d	0712	0722				0729				0743	0749			0804				
Southend East (SOE)	d	0714	0724				0731				0745	0751			0806				
Southend Central (SOC)	a	0717	0727				0734				0748	0754			0809				
Southend Central (SOC)	d	0717	0727				0734				0748	0754			0809				
Westcliff (WCF)	d	0719	0729				0736				0750	0756			0811				
Chalkwell (CHW)	d	0722	0732				0739				0753	0759			0814				
Leigh-on-Sea (LES)	d	0721	0725		0737		0742				0756		0804		0817				
Benfleet (BEF)	d	0726	0730		0742		0747				0801		0809		0822				
Pitsea (PSE)	d	0730	0734			0735	0751			0752	0804		0813					0819	
Basildon (BSO)	d	0734	0738	0742	0748		0755				0808	0813	0817		0828				
Laindon (LAI)	d		0745		0752			0804			0812		0822			0834			
West Horndon (WHR)	d		0751					0809				0821				0839			
Stanford-le-Hope (SFO)	d					0742				0758								0825	
East Tilbury (ETL)	d					0745				0802								0829	
Tilbury Town (TIL)	③ d					0751				0808								0835	
Grays (GRY)	a					0754				0811								0838	
Grays (GRY)	d				0747	0756			0801	0811				0818			0831	0838	
Purfleet (PFL)	d					0802				0817								0844	
Rainham (RNM)	d					0807				0822								0849	
Dagenham Dock (DDK)	d					0811				0826								0853	
Chafford Hundred (CFH)	d				0751				0805					0822				0835	
Ockendon (OCK)	d				0756				0810					0826				0841	
Upminster (UPM)	⊖ d	0757			0803		0806	0814	0818		0821	0826		0833		0844		0848	
Barking (BKG)	⊖ d				0811	0819		0823	0826	0832			0838	0841	0847	0853	0856	0859	
Stratford (SRA)	⊖ DLR ⑦ a																		
London Liverpool Street (LST)	⊖ ⑤ a																		
West Ham (WEH)	⊖ DLR d	0759	0811	0805	0814	0817	0826	0820	0829	0832	0838	0835	0841	0844	0847	0853	0859	0902	0905
Limehouse (LHS)	DLR d	0804	0816		0819	0822	0831	0825	0834	0837	0843	0840	0846	0849	0852	0858	0904	0907	0910
London Fenchurch Street (FST)	⑦ a	0811	0823	0816	0826	0829	0838	0832	0841	0844	0850	0847	0853	0856	0859	0905	0911	0914	0917

Operator Train ID	CC 2D27	CC 2R79	CC 1F79	CC 2D29	CC 2R81	CC 2B81	CC 1B37	CC 2B83	CC 1B41	CC 2D31	CC 2R83	CC 2B85	CC 2R85	CC 2D33	CC 1B43	CC 2B87	CC 2R87	CC 2D35	
Shoeburyness (SRY)	d		0815				0834		0849						0910	0927			
Thorpe Bay (TPB)	d		0819				0838		0853						0914	0931			
Southend East (SOE)	d		0821				0840		0855						0916	0933			
Southend Central (SOC)	a		0824				0843		0858						0919	0936			
Southend Central (SOC)	d		0824			0834	0843	0850	0858			0903		0912	0919	0936		0942	
Westcliff (WCF)	d		0826			0836	0845	0852	0900			0906		0915	0921	0938		0945	
Chalkwell (CHW)	d		0829			0839	0848	0855	0903			0908		0917	0924	0941		0947	
Leigh-on-Sea (LES)	d		0832			0842	0851	0858	0905			0911		0920	0927	0943		0950	
Benfleet (BEF)	d		0837			0847	0856	0903	0910			0916		0924	0932	0948		0954	
Pitsea (PSE)	d	0834	0840		0849	0850		0906		0915	0920		0929		0951			0959	
Basildon (BSO)	d		0844			0854	0902	0910	0916			0924			0938	0955			
Laindon (LAI)	d		0848			0858	0905	0914	0920			0927			0941	0958			
West Horndon (WHR)	d					0902	0918					0932			1003				
Stanford-le-Hope (SFO)	d	0840			0855					0921				0935				1005	
East Tilbury (ETL)	d	0844			0859					0925				0938				1008	
Tilbury Town (TIL)	③ d	0850			0905					0931				0944				1014	
Grays (GRY)	a	0853			0908					0934				0947				1017	
Grays (GRY)	d	0847	0853		0902					0917	0934		0941	0948			1010	1017	
Purfleet (PFL)	d		0859			0914				0940		0947					1016		
Rainham (RNM)	d		0904			0919				0945		0952					1021		
Dagenham Dock (DDK)	d		0908			0923				0948		0955					1024		
Chafford Hundred (CFH)	d	0851			0906					0921				0952				1021	
Ockendon (OCK)	d	0856			0911					0925				0956				1025	
Upminster (UPM)	⊖ d	0903		0856	0918		0908	0914	0924	0928	0932		0937	1003	0949	1008		1031	
Barking (BKG)	⊖ d	0911	0914	0905	0926	0929	0917	0922	0932	0936	0940	0954	0946	1002	1011	0958	1017	1030	1039
Stratford (SRA)	⊖ DLR ⑦ a																		
London Liverpool Street (LST)	⊖ ⑤ a																		
West Ham (WEH)	⊖ DLR d	0917	0920	0910	0932	0935	0923	0928	0938	0942	0946	0959	0951	1007	1016	1003	1022	1035	1044
Limehouse (LHS)	DLR d	0922	0925	0916	0937	0940	0928	0933	0943	0947	0951	1005	0957	1012	1021	1008	1028	1040	1049
London Fenchurch Street (FST)	⑦ a	0928	0932	0922	0944	0947	0935	0940	0950	0954	0958	1010	1001	1017	1028	1014	1032	1045	1055

NOTES (see introductory pages for explanation of train operator codes and standard symbols)

- a Arrival time  
d Departure time

## Shoeburyness and Southend Central to Grays, Basildon, Upminster, Barking and London

## Mondays to Fridays

Operator Train ID	CC 1B45	CC 2B89	CC 2R89	CC 2D37	CC 1B47	CC 2B91	CC 2R91	CC 2D39	CC 1B49	CC 2B93	CC 2R93	CC 2D41	CC 1B51	CC 2B95	CC 2R95	CC 2D43	CC 1B53	CC 2B97	
Shoeburyness (SRY)	d	0941	0957		1011	1027			1041	1057			1111	1127			1141	1157	
Thorpe Bay (TPB)	d	0945	1001		1015	1031			1045	1101			1115	1131			1145	1201	
Southend East (SOE)	d	0947	1003		1017	1033			1047	1103			1117	1133			1147	1203	
Southend Central (SOC)	a	0950	1006		1020	1036			1050	1106			1120	1136			1150	1206	
Southend Central (SOC)	d	0950	1006		1012	1020	1036		1042	1050	1106		1112	1120	1136		1139	1150	1206
Westcliff (WCF)	d	0952	1008		1015	1022	1038		1045	1052	1108		1115	1122	1138		1142	1152	1208
Chalkwell (CHW)	d	0955	1011		1017	1025	1041		1047	1055	1111		1117	1125	1141		1144	1155	1211
Leigh-on-Sea (LES)	d	0957	1013		1020	1028	1043		1050	1057	1113		1120	1127	1143		1147	1157	1213
Benfleet (BEF)	d	1002	1018		1024	1033	1048		1054	1102	1118		1124	1132	1148		1151	1202	1218
Pitsea (PSE)	d		1021		1029		1051		1059		1121		1129		1151		1156		1221
Basildon (BSO)	d	1008	1025		1039	1055			1108	1125			1138	1155			1208	1225	
Laindon (LAI)	d	1011	1028		1042	1058			1111	1128			1141	1158			1211	1228	
West Horndon (WHR)	d		1033			1103				1133				1203					1233
Stanford-le-Hope (SFO)	d				1035				1105				1135				1202		
East Tilbury (ETL)	d				1038				1108				1138				1205		
Tilbury Town (TIL)	③ d				1044				1114				1144				1211		
Grays (GRY)	a				1047				1117				1147				1214		
Grays (GRY)	d			1040	1047			1110	1117				1140	1147			1210	1214	
Purfleet (PFL)	d			1046				1116					1146				1216		
Rainham (RNM)	d			1052				1121					1151				1221		
Dagenham Dock (DDK)	d			1056				1124					1154				1224		
Chafford Hundred (CFH)	d			1051				1121					1151				1218		
Ockendon (OCK)	d			1055				1125					1155				1222		
Upminster (UPM)	⊖ d	1019	1039		1101	1050	1108		1131	1119	1138		1201	1149	1208		1228	1219	1238
Barking (BKG)	⊖ d	1027	1047	1104	1109	1058	1117	1130	1139	1127	1147	1200	1209	1157	1216	1230	1236	1227	1246
Stratford (SRA)	⊖ DLR ⑦ a																		
London Liverpool Street (LST)	⊖ ⑤ a																		
West Ham (WEH)	⊖ DLR d	1032	1053	1109	1114	1103	1122	1135	1144	1132	1152	1205	1214	1202	1221	1235	1242	1232	1252
Limehouse (LHS)	DLR d	1037	1058	1114	1119	1108	1127	1140	1149	1137	1157	1210	1219	1207	1226	1240	1247	1237	1257
London Fenchurch Street (FST)	⑦ a	1041	1102	1118	1125	1112	1131	1145	1154	1141	1201	1215	1224	1211	1231	1245	1253	1241	1301

Operator Train ID	CC 2R97	CC 2D45	CC 1B55	CC 2B99	CC 2R99	CC 2D47	CC 1B57	CC 2B01	CC 2R01	CC 2D49	CC 1B59	CC 2B03	CC 2R03	CC 2D51	CC 1B61	CC 2B05	CC 2R05	CC 2D53	
Shoeburyness (SRY)	d			1211	1227			1241	1257			1311	1327			1341	1357		
Thorpe Bay (TPB)	d			1215	1231			1245	1301			1315	1331			1345	1401		
Southend East (SOE)	d			1217	1233			1247	1303			1317	1333			1347	1403		
Southend Central (SOC)	a			1220	1236			1250	1306			1320	1336			1350	1406		
Southend Central (SOC)	d			1212	1220	1236		1242	1250	1306		1311	1320	1336		1342	1350	1406	1412
Westcliff (WCF)	d			1215	1222	1238		1245	1252	1308		1314	1322	1338		1345	1408	1415	
Chalkwell (CHW)	d			1217	1225	1241		1247	1255	1311		1316	1325	1341		1347	1355	1411	1417
Leigh-on-Sea (LES)	d			1220	1227	1243		1250	1257	1313		1319	1327	1343		1350	1357	1413	1420
Benfleet (BEF)	d			1224	1232	1248		1254	1302	1318		1323	1332	1348		1354	1402	1418	1424
Pitsea (PSE)	d			1229		1251		1259		1321		1328		1351		1359		1421	1429
Basildon (BSO)	d				1238	1255			1308	1325			1338	1355		1408	1425		
Laindon (LAI)	d				1241	1258			1311	1328			1341	1358		1411	1428		
West Horndon (WHR)	d					1303				1333			1403				1433		
Stanford-le-Hope (SFO)	d			1235				1305				1334				1405			1435
East Tilbury (ETL)	d			1238				1308				1337				1408			1438
Tilbury Town (TIL)	③ d			1244				1314				1343				1414			1444
Grays (GRY)	a			1247				1317				1346				1417			1447
Grays (GRY)	d	1240	1247			1310	1317			1340	1346			1410	1417			1440	1447
Purfleet (PFL)	d	1246				1316				1346				1416				1446	
Rainham (RNM)	d	1251				1321				1351				1421				1451	
Dagenham Dock (DDK)	d	1254				1324				1354				1424				1454	
Chafford Hundred (CFH)	d		1251				1321				1350				1421				1451
Ockendon (OCK)	d		1255				1325				1354				1425				1455
Upminster (UPM)	⊖ d		1301	1249	1308		1331	1319	1338		1401	1349	1408		1431	1419	1438		1501
Barking (BKG)	⊖ d	1300	1309	1257	1316	1330	1339	1327	1346	1400	1409	1357	1416	1430	1439	1427	1446	1500	1509
Stratford (SRA)	⊖ DLR ⑦ a																		
London Liverpool Street (LST)	⊖ ⑤ a																		
West Ham (WEH)	⊖ DLR d	1305	1314	1302	1321	1335	1344	1332	1351	1405	1414	1402	1421	1435	1444	1432	1451	1505	1514
Limehouse (LHS)	DLR d	1310	1319	1307	1326	1340	1349	1337	1356	1410	1419	1407	1426	1440	1449	1437	1456	1510	1519
London Fenchurch Street (FST)	⑦ a	1316	1324	1311	1331	1345	1355	1341	1402	1415	1424	1411	1431	1445	1454	1441	1500	1515	1525

NOTES (see introductory pages for explanation of train operator codes and standard symbols)

- a Arrival time  
d Departure time

## Shoeburyness and Southend Central to Grays, Basildon, Upminster, Barking and London

## Mondays to Fridays

Operator Train ID	CC 1B63	CC 2B07	CC 2R07	CC 2D55	CC 1B65	CC 2B09	CC 2R09	CC 2D57	CC 1B67	CC 2B11	CC 2R11	CC 2D59	CC 2B69	CC 1B71	CC 1P63	CC 2R13	CC 2D61	CC 2R15
Shoeburyness (SRY)	d	1411	1427			1441	1457			1510	1526			1539	1555	1600		
Thorpe Bay (TPB)	d	1415	1431			1445	1501			1514	1530			1543	1559	1604		
Southend East (SOE)	d	1417	1433			1447	1503			1516	1532			1545	1601	1606		
Southend Central (SOC)	a	1420	1436			1450	1506			1519	1535			1548	1604	1609		
Southend Central (SOC)	d	1420	1436		1442	1450	1506		1511	1519	1535		1542	1548	1604	1609		1612
Westcliff (WCF)	d	1422	1438		1445	1452	1508		1514	1521	1537		1544	1550	1606	1611		1615
Chalkwell (CHW)	d	1425	1441		1447	1455	1511		1516	1524	1540		1547	1553	1609	1614		1617
Leigh-on-Sea (LES)	d	1427	1443		1450	1457	1513		1519	1526	1542		1550	1555	1612	1616		1620
Benfleet (BEF)	d	1432	1448		1454	1502	1518		1523	1531	1547		1554	1600	1617	1621		1624
Pitsea (PSE)	d		1451		1459		1521		1528		1550		1559	1603		1625		1629
Basildon (BSO)	d	1438	1455			1508	1525			1537	1554			1607	1623	1629		
Laindon (LAI)	d	1441	1458			1511	1528			1540	1558			1611	1626	1633		
West Horndon (WHR)	d		1503				1533				1602			1615	1631			
Stanford-le-Hope (SFO)	d				1505				1534				1605					1636
East Tilbury (ETL)	d				1508				1537				1608					1639
Tilbury Town (TIL)	③ d				1514				1543				1615					1645
Grays (GRY)	a				1517				1546				1618					1648
Grays (GRY)	d			1510	1517			1540	1546			1609	1619				1638	1648
Purfleet (PFL)	d			1516				1546				1615				1644		1655
Rainham (RNM)	d			1521				1551				1620				1649		1701
Dagenham Dock (DDK)	d			1524				1554				1624				1653		1704
Chafford Hundred (CFH)	d			1521				1550				1622					1652	
Ockendon (OCK)	d			1525				1554				1626					1657	
Upminster (UPM)	⊖ d	1449	1508		1531	1519	1538		1601	1548	1608		1633	1621		1641		1704
Barking (BKG)	⊖ d	1457	1516	1530	1539	1527	1546	1600	1611	1557	1616	1631	1641	1629		1652	1659	1713
Stratford (SRA)	⊖ DLR ⑦ a																	
London Liverpool Street (LST)	⊖ ⑤ a																	
West Ham (WEH)	⊖ DLR d	1502	1521	1535	1544	1532	1551	1606	1616	1602	1621	1637	1646	1634	1650	1657	1704	1718
Limehouse (LHS)	DLR d	1507	1527	1540	1549	1537	1556	1611	1621	1607	1626	1642	1651	1639		1702	1709	1724
London Fenchurch Street (FST)	⑦ a	1511	1531	1545	1554	1541	1600	1616	1628	1612	1631	1648	1657	1644	1659	1707	1714	1729

Operator Train ID	CC 1F15	CC 1B73	CC 1R17	CC 2B17	CC 1B75	CC 1F19	CC 1B77	CC 2D63	CC 2R19	CC 2B21	CC 1R21	CC 1B79	CC 1F23	CC 1B83	CC 2D65	CC 2B25	CC 2R23	CC 1F11
Shoeburyness (SRY)	d	1612	1618				1640	1648			1657		1705	1715				1727
Thorpe Bay (TPB)	d	1616	1622				1638	1644	1652		1701		1709	1719				1731
Southend East (SOE)	d	1618	1624				1640	1646	1654		1703		1711	1721				1733
Southend Central (SOC)	a	1621	1627				1643	1649	1657		1706		1714	1724				1736
Southend Central (SOC)	d	1621	1627		1635	1643	1649	1657		1706		1714	1724	1728				1736
Westcliff (WCF)	d	1623	1629		1637	1645	1651	1659		1708		1716	1726	1731				1738
Chalkwell (CHW)	d	1626	1632		1640	1648	1654	1702		1711		1719	1729	1733				1740
Leigh-on-Sea (LES)	d	1629	1634		1642	1651	1657	1704		1713		1721	1731	1736				1743
Benfleet (BEF)	d	1634	1639		1647	1656	1702	1709		1718		1726	1736	1741				1747
Pitsea (PSE)	d		1643	1649	1651		1706	1714		1716	1721	1725	1729	1744				1751
Basildon (BSO)	d	1640	1647		1655	1702	1710	1719		1725		1733	1743	1748				1755
Laindon (LAI)	d	1643	1651		1658	1705	1713	1722		1728		1736	1746	1751				1758
West Horndon (WHR)	d	1648			1703		1718			1733								1803
Stanford-le-Hope (SFO)	d			1655						1722		1731						
East Tilbury (ETL)	d			1659						1726		1735						
Tilbury Town (TIL)	③ d			1705						1732		1741						
Grays (GRY)	a			1708						1735		1744						
Grays (GRY)	d			1708				1717	1735	1744					1747			1755
Purfleet (PFL)	d			1713					1741	1749								1801
Rainham (RNM)	d			1718					1746	1754								1807
Dagenham Dock (DDK)	d			1722					1749	1758								1810
Chafford Hundred (CFH)	d							1721							1751			
Ockendon (OCK)	d							1727							1757			
Upminster (UPM)	⊖ d	1653	1659		1708	1714	1725		1734		1738		1744		1759	1805	1808	1812
Barking (BKG)	⊖ d	1701	1707	1728	1717	1722	1734	1739	1743	1755	1747	1805	1753		1807	1813	1816	1818
Stratford (SRA)	⊖ DLR ⑦ a																	
London Liverpool Street (LST)	⊖ ⑤ a																	
West Ham (WEH)	⊖ DLR d	1707	1713		1722	1729	1740	1746	1749	1801	1752	1810	1758	1806	1813	1819	1822	1824
Limehouse (LHS)	DLR d	1712		1739	1727				1754	1806	1757		1803		1818	1824	1827	1830
London Fenchurch Street (FST)	⑦ a	1717	1723	1744	1732	1738	1750	1755	1759	1810	1802	1819	1807	1815	1823	1829	1831	1834

NOTES (see introductory pages for explanation of train operator codes and standard symbols)

- a Arrival time  
d Departure time

## Shoeburyness and Southend Central to Grays, Basildon, Upminster, Barking and London

## Mondays to Fridays

Operator Train ID	CC 2R25	CC 2B27	CC 1B91	CC 2D67	CC 2B29	CC 2R27	CC 2R29	CC 2D69	CC 2B31	CC 2R31	CC 2B33	CC 1F35	CC 2D71	CC 2R33	CC 2B37	CC 1R35	CC 2D73	CC 1B95	
Shoeburyness (SRY)	d	1743			1800				1814		1828	1844			1859			1914	
Thorpe Bay (TPB)	d	1747			1804				1818		1832	1848			1903			1918	
Southend East (SOE)	d	1749			1806				1820		1834	1850			1905			1920	
Southend Central (SOC)	a	1752			1809				1823		1837	1853			1908			1923	
Southend Central (SOC)	d	1752			1809				1823		1837	1853			1908		1912	1923	
Westcliff (WCF)	d	1754			1811				1825		1839	1855			1910		1915	1925	
Chalkwell (CHW)	d	1757			1814				1828		1842	1858			1913		1917	1928	
Leigh-on-Sea (LES)	d	1759	1806		1816				1830		1844	1900			1915		1920	1930	
Benfleet (BEF)	d	1804	1812		1821				1835		1849	1905			1920		1924	1935	
Pitsea (PSE)	d	1754	1807		1824			1827	1838	1842	1853		1859		1923	1925	1929		
Basildon (BSO)	d				1811	1818			1828		1842	1857	1911		1927			1941	
Laindon (LAI)	d				1814	1822			1831		1845	1900	1914		1930			1944	
West Horndon (WHR)	d				1819				1836		1850		1904		1935				
Stanford-le-Hope (SFO)	d	1800							1834		1849			1905				1935	
East Tilbury (ETL)	d	1804							1837		1852			1909				1938	
Tilbury Town (TIL)	③ d	1810							1843		1858			1915				1944	
Grays (GRY)	a	1813							1846		1901			1919		1941	1947		
Grays (GRY)	d	1813			1817		1831	1844	1847		1902			1919	1923		1942	1947	
Purfleet (PFL)	d	1819					1837	1850			1907				1929		1948		
Rainham (RNM)	d	1824					1842	1856			1912				1934		1953		
Dagenham Dock (DDK)	d	1828					1846	1900			1916				1937		1956		
Chafford Hundred (CFH)	d				1821				1851					1922				1951	
Ockendon (OCK)	d				1828				1857					1926				1955	
Upminster (UPM)	⊖ d	1824	1830	1835	1841				1904	1855		1909	1922	1933		1940	2001	1952	
Barking (BKG)	⊖ d	1835	1832	1839	1843	1849	1852	1907	1912	1903	1922	1917	1930	1941	1943	1948	2003	2010	2000
Stratford (SRA)	⊖ DLR ⑦ a																		
London Liverpool Street (LST)	⊖ ⑤ a																		
West Ham (WEH)	⊖ DLR d	1840	1837	1844	1848	1854	1858	1912	1917	1908	1927	1922	1935	1946	1949	1953	2008	2015	2005
Limehouse (LHS)	DLR d	1845	1842	1850	1853	1859	1904	1918	1922	1913	1932	1927		1951	1954	1958	2013	2020	2010
London Fenchurch Street (FST)	⑦ a	1850	1847	1854	1858	1904	1908	1924	1927	1918	1937	1932	1945	1956	1959	2004	2019	2024	2014

Operator Train ID	CC 2B39	CC 2R37	CC 2D75	CC 1B97	CC 2B41	CC 2R39	CC 2D77	CC 2B43	CC 2R41	CC 2D79	CC 1F01	CC 2B45	CC 2R43	CC 2D81	CC 2B47	CC 2R45	CC 2D83	CC 1F03	
Shoeburyness (SRY)	d	1927			1941	1957			2027			2041	2057			2127		2141	
Thorpe Bay (TPB)	d	1931			1945	2001			2031			2045	2101			2131		2145	
Southend East (SOE)	d	1933			1947	2003			2033			2047	2103			2133		2147	
Southend Central (SOC)	a	1936			1950	2006			2036			2050	2106			2136		2150	
Southend Central (SOC)	d	1936		1942	1950	2006		2012	2036		2042	2050	2106		2112	2136		2142	2150
Westcliff (WCF)	d	1938		1945	1952	2008		2015	2038		2045	2052	2108		2115	2138		2145	2152
Chalkwell (CHW)	d	1941		1947	1955	2011		2017	2041		2047	2055	2111		2117	2141		2147	2155
Leigh-on-Sea (LES)	d	1943		1950	1957	2013		2020	2043		2050	2057	2113		2120	2143		2150	2157
Benfleet (BEF)	d	1948		1954	2002	2018		2024	2048		2054	2102	2118		2124	2148		2154	2202
Pitsea (PSE)	d	1951		1959		2021		2029	2051		2059		2121		2129	2151		2159	
Basildon (BSO)	d	1955			2008	2025			2055			2108	2125			2155			2208
Laindon (LAI)	d	1958			2011	2028			2058			2111	2128			2158			2211
West Horndon (WHR)	d	2003				2033			2103				2133			2203			
Stanford-le-Hope (SFO)	d			2005				2035			2105				2135			2205	
East Tilbury (ETL)	d			2008				2038			2108				2138			2208	
Tilbury Town (TIL)	③ d			2014				2044			2114				2144			2214	
Grays (GRY)	a			2017				2047			2117				2147			2217	
Grays (GRY)	d		2010	2017			2040	2047		2110	2117			2143	2147		2210	2217	
Purfleet (PFL)	d		2016				2046			2116				2149			2216		
Rainham (RNM)	d		2021				2051			2121				2154			2221		
Dagenham Dock (DDK)	d		2024				2054			2124				2158			2224		
Chafford Hundred (CFH)	d			2021				2051			2121				2151			2221	
Ockendon (OCK)	d			2025				2055			2125				2155			2225	
Upminster (UPM)	⊖ d	2008		2031	2019	2038		2101	2108		2131	2119	2138		2201	2208		2231	2219
Barking (BKG)	⊖ d	2016	2030	2039	2027	2046	2100	2109	2116	2130	2139	2127	2146	2205	2209	2216	2230	2239	2227
Stratford (SRA)	⊖ DLR ⑦ a																		
London Liverpool Street (LST)	⊖ ⑤ a																		
West Ham (WEH)	⊖ DLR d	2022	2035	2044	2032	2051	2105	2114	2121	2135	2144	2132	2151	2210	2214	2221	2235	2244	2232
Limehouse (LHS)	DLR d	2027	2040	2049	2037	2056	2110	2119	2126	2140	2149	2137	2156	2215	2219	2226	2240	2249	2237
London Fenchurch Street (FST)	⑦ a	2031	2045	2054	2041	2100	2114	2124	2131	2145	2154	2141	2200	2219	2224	2232	2245	2254	2242

NOTES (see introductory pages for explanation of train operator codes and standard symbols)

- a Arrival time  
d Departure time

## Shoeburyness and Southend Central to Grays, Basildon, Upminster, Barking and London

**Mondays to Fridays**

	Operator Train ID	CC 2B49	CC 2R47	CC 2D85	CC 2F01	CC 2R49	CC 2D87	CC 2F03	CC 2T51	CC 2D89	CC 2F05
Shoeburyness (SRY)	d	2157			2227			2257			2327
Thorpe Bay (TPB)	d	2201			2231			2301			2331
Southend East (SOE)	d	2203			2233			2303			2333
Southend Central (SOC)	a	2206			2236			2306			2336
Southend Central (SOC)	d	2206		2212	2236		2242	2306		2312	2336
Westcliff (WCF)	d	2208		2215	2238		2245	2308		2315	2338
Chalkwell (CHW)	d	2211		2217	2241		2247	2311		2317	2341
Leigh-on-Sea (LES)	d	2213		2220	2243		2250	2313		2320	2343
Benfleet (BEF)	d	2218		2224	2248		2254	2318		2324	2348
Pitsea (PSE)	d	2221		2229	2251		2259	2321		2329	2351
Basildon (BSO)	d	2225			2255			2325			2355
Laindon (LAI)	d	2228			2258			2328			2358
West Horndon (WHR)	d	2233			2303			2333			0003
Stanford-le-Hope (SFO)	d			2235			2305			2335	
East Tilbury (ETL)	d			2238			2308			2338	
Tilbury Town (TIL)	③ d			2244			2314			2344	
Grays (GRY)	a			2247			2317			2347	
Grays (GRY)	d		2240	2247		2310	2317		2339	2347	
Purfleet (PFL)	d		2246			2316			2345		
Rainham (RNM)	d		2251			2321			2350		
Dagenham Dock (DDK)	d		2254			2324			2354		
Chafford Hundred (CFH)	d			2251			2321			2351	
Ockendon (OCK)	d			2255			2325			2355	
Upminster (UPM)	⊖ d	2238		2301	2308		2331	2338		0001	0008
Barking (BKG)	⊖ d	2246	2300	2309	2316	2330	2339	2346	2359	0009	0016
Stratford (SRA)	⊖ DLR ⑦ a										
London Liverpool Street (LST)	⊖ ⑤ a										
West Ham (WEH)	⊖ DLR d	2251	2305	2314	2321	2335	2344	2351	0005	0014	0021
Limehouse (LHS)	DLR d	2256	2310	2319	2326	2340	2349	2356	0010	0019	0026
London Fenchurch Street (FST)	⑦ a	2300	2314	2324	2332	2345	2356	0001	0015	0024	0032

NOTES (see introductory pages for explanation of train operator codes and standard symbols)

- a Arrival time  
d Departure time

## Shoeburyness and Southend Central to Grays, Basildon, Upminster, Barking and London

## Saturdays

Operator Train ID	CC 2D01	CC 2B01	CC 2D03	CC 2B03	CC 2R01	CC 2D05	CC 2B05	CC 2R03	CC 2D07	CC 2B07	CC 2R05	CC 2D09	CC 2B09	CC 2R07	CC 2D11	CC 2B11	CC 2R09	CC 2D13	
Shoeburyness (SRY)	d	0425	0443	0509		0513	0539		0543	0609		0613	0639		0643	0709		0713	
Thorpe Bay (TPB)	d	0429	0447	0513		0517	0543		0547	0613		0617	0643		0647	0713		0717	
Southend East (SOE)	d	0431	0449	0515		0519	0545		0549	0615		0619	0645		0649	0715		0719	
Southend Central (SOC)	a	0434	0452	0518		0522	0548		0552	0618		0622	0648		0652	0718		0722	
Southend Central (SOC)	d	0413	0434	0452	0518	0522	0548		0552	0618		0622	0648		0652	0718		0722	
Westcliff (WCF)	d	0415	0436	0454	0520	0524	0550		0554	0620		0624	0650		0654	0720		0724	
Chalkwell (CHW)	d	0417	0439	0457	0523	0527	0553		0557	0623		0627	0653		0657	0723		0727	
Leigh-on-Sea (LES)	d	0420	0441	0500	0526	0530	0556		0600	0626		0630	0656		0700	0726		0730	
Benfleet (BEF)	d	0424	0446	0505	0531	0535	0601		0605	0631		0635	0701		0705	0731		0735	
Pitsea (PSE)	d	0429	0449	0510	0534	0540	0604		0610	0634		0640	0704		0710	0734		0740	
Basildon (BSO)	d		0453		0538		0608			0638			0708			0738			
Laindon (LAI)	d		0456		0542		0612			0642			0712			0742			
West Horndon (WHR)	d		0501		0546		0616			0646			0716			0746			
Stanford-le-Hope (SFO)	d	0435		0516		0546			0616			0646			0716			0746	
East Tilbury (ETL)	d	0438		0520		0550			0620			0650			0720			0750	
Tilbury Town (TIL)	③ d	0444		0526		0556			0626			0656			0726			0756	
Grays (GRY)	a	0447		0529		0559			0629			0659			0729			0759	
Grays (GRY)	d	0448		0530		0549	0600		0619	0630		0649	0700		0719	0730		0749	
Purfleet (PFL)	d					0555			0625			0655			0725			0755	
Rainham (RNM)	d					0600			0630			0700			0730			0800	
Dagenham Dock (DDK)	d					0603			0633			0703			0733			0803	
Chafford Hundred (CFH)	d	0451		0534		0604			0634			0704			0734			0804	
Ockendon (OCK)	d	0455		0538		0608			0638			0708			0738			0808	
Upminster (UPM)	⊖ d	0502	0506	0544	0552	0614	0622		0644	0652		0714	0722		0744	0752		0814	
Barking (BKG)	⊖ d	0510	0514	0553	0600	0610	0623	0630	0639	0653	0700	0709	0723	0730	0739	0753	0800	0809	0823
Stratford (SRA)	⊖ DLR ⑦ a																		
London Liverpool Street (LST)	⊖ ⑤ a																		
West Ham (WEH)	⊖ DLR d	0515	0519	0558	0606	0615	0628	0636	0644	0658	0706	0714	0728	0736	0744	0758	0806	0814	0828
Limehouse (LHS)	DLR d	0520	0524	0603	0611	0620	0633	0641	0649	0703	0711	0719	0733	0741	0749	0803	0811	0819	0833
London Fenchurch Street (FST)	⑦ a	0527	0530	0609	0616	0625	0639	0646	0654	0709	0716	0724	0739	0746	0754	0809	0816	0824	0839

Operator Train ID	CC 9B01	CC 2B13	CC 2R11	CC 2D15	CC 9B03	CC 2B15	CC 2R13	CC 2D17	CC 9B05	CC 2B17	CC 2R15	CC 2D19	CC 9B07	CC 2B19	CC 2R17	CC 2D21	CC 9B09	CC 2B21	
Shoeburyness (SRY)	d	0725	0739		0743	0755	0809		0813	0825	0839		0843	0855	0909		0913	0925	0939
Thorpe Bay (TPB)	d	0729	0743		0747	0759	0813		0817	0829	0843		0847	0859	0913		0917	0929	0943
Southend East (SOE)	d	0731	0745		0749	0801	0815		0819	0831	0845		0849	0901	0915		0919	0931	0945
Southend Central (SOC)	a	0734	0748		0752	0804	0818		0822	0834	0848		0852	0904	0918		0922	0934	0948
Southend Central (SOC)	d	0734	0748		0752	0804	0818		0822	0834	0848		0852	0904	0918		0922	0934	0948
Westcliff (WCF)	d	0736	0750		0754	0806	0820		0824	0836	0850		0854	0906	0920		0924	0936	0950
Chalkwell (CHW)	d	0739	0753		0757	0809	0823		0827	0839	0853		0857	0909	0923		0927	0939	0953
Leigh-on-Sea (LES)	d	0741	0756		0800	0811	0826		0830	0841	0856		0900	0911	0926		0930	0941	0956
Benfleet (BEF)	d	0746	0801		0805	0816	0831		0835	0846	0901		0905	0916	0931		0935	0946	1001
Pitsea (PSE)	d		0804		0810		0834		0840		0904		0910		0934		0940		1004
Basildon (BSO)	d	0752	0808			0822	0838			0852	0908		0922	0938			0952		1008
Laindon (LAI)	d	0756	0812			0826	0842			0856	0912		0926	0942			0956		1012
West Horndon (WHR)	d		0816			0846				0916			0946						1016
Stanford-le-Hope (SFO)	d				0816				0846				0916				0946		
East Tilbury (ETL)	d				0820				0850				0920				0950		
Tilbury Town (TIL)	③ d				0826				0856				0926				0956		
Grays (GRY)	a				0829				0859				0929				0959		
Grays (GRY)	d				0819	0830			0900				0919	0930			0949	1000	
Purfleet (PFL)	d				0825				0855				0925				0955		
Rainham (RNM)	d				0830				0900				0930				1000		
Dagenham Dock (DDK)	d				0833				0903				0933				1003		
Chafford Hundred (CFH)	d				0834				0904				0934				1004		
Ockendon (OCK)	d				0838				0908				0938				1008		
Upminster (UPM)	⊖ d	0804	0822		0844	0834	0852		0914	0904	0922		0944	0934	0952		1014	1004	1022
Barking (BKG)	⊖ d	0814	0830	0839	0853	0844	0900	0909	0923	0914	0930	0939	0953	0944	1000	1009	1023	1014	1030
Stratford (SRA)	⊖ DLR ⑦ a	0825				0855				0925				0955					1025
London Liverpool Street (LST)	⊖ ⑤ a	0835				0905				0935				1005					1035
West Ham (WEH)	⊖ DLR d		0836	0844	0858		0906	0914	0928		0936	0944	0958		1006	1014	1028		1036
Limehouse (LHS)	DLR d		0841	0849	0903		0911	0919	0933		0941	0949	1003		1011	1019	1033		1041
London Fenchurch Street (FST)	⑦ a		0846	0854	0909		0916	0924	0939		0946	0954	1009		1016	1024	1039		1046

NOTES (see introductory pages for explanation of train operator codes and standard symbols)

- a Arrival time  
d Departure time

## Shoeburyness and Southend Central to Grays, Basildon, Upminster, Barking and London

## Saturdays

Operator Train ID	CC 2R19	CC 2D23	CC 9B11	CC 2B23	CC 2R21	CC 2D25	CC 9B13	CC 2B25	CC 2R23	CC 2D27	CC 9B15	CC 2B27	CC 2R25	CC 2D29	CC 9B17	CC 2B29	CC 2R27	CC 2D31
Shoeburyness (SRY)	d	0943	0955	1009		1013	1025	1039		1043	1055	1109		1113	1125	1139		1143
Thorpe Bay (TPB)	d	0947	0959	1013		1017	1029	1043		1047	1059	1113		1117	1129	1143		1147
Southend East (SOE)	d	0949	1001	1015		1019	1031	1045		1049	1101	1115		1119	1131	1145		1149
Southend Central (SOC)	a	0952	1004	1018		1022	1034	1048		1052	1104	1118		1122	1134	1148		1152
Southend Central (SOC)	d	0952	1004	1018		1022	1034	1048		1052	1104	1118		1122	1134	1148		1152
Westcliff (WCF)	d	0954	1006	1020		1024	1036	1050		1054	1106	1120		1124	1136	1150		1154
Chalkwell (CHW)	d	0957	1009	1023		1027	1039	1053		1057	1109	1123		1127	1139	1153		1157
Leigh-on-Sea (LES)	d	1000	1011	1026		1030	1041	1056		1100	1111	1126		1130	1141	1156		1200
Benfleet (BEF)	d	1005	1016	1031		1035	1046	1101		1105	1116	1131		1135	1146	1201		1205
Pitsea (PSE)	d	1010		1034		1040		1104		1110		1134		1140		1204		1210
Basildon (BSO)	d		1022	1038			1052	1108			1122	1138			1152	1208		
Laindon (LAI)	d		1026	1042			1056	1112			1126	1142			1156	1212		
West Horndon (WHR)	d			1046				1116				1146				1216		
Stanford-le-Hope (SFO)	d		1016			1046				1116				1146				1216
East Tilbury (ETL)	d		1020			1050				1120				1150				1220
Tilbury Town (TIL)	d		1026			1056				1126				1156				1226
Grays (GRY)	a		1029			1059				1129				1159				1229
Grays (GRY)	d	1019	1030			1049	1100			1119	1130			1149	1200			1219
Purfleet (PFL)	d	1025				1055				1125				1155				1225
Rainham (RNM)	d	1030				1100				1130				1200				1230
Dagenham Dock (DDK)	d	1033				1103				1133				1203				1233
Chafford Hundred (CFH)	d		1034				1104				1134				1204			1234
Ockendon (OCK)	d		1038				1108				1138				1208			1238
Upminster (UPM)	d		1044	1034	1052		1114	1104	1122		1144	1134	1152		1214	1204	1222	1244
Upminster (UPM)	d		1044	1034	1052		1114	1104	1122		1144	1134	1152		1214	1204	1222	1244
Barking (BKG)	d	1039	1053	1044	1100	1109	1123	1114	1130	1139	1153	1144	1200	1209	1223	1214	1230	1239
Barking (BKG)	d	1039	1053	1044	1100	1109	1123	1114	1130	1139	1153	1144	1200	1209	1223	1214	1230	1239
Stratford (SRA)	d			1055			1125				1155				1225			
Stratford (SRA)	d			1055			1125				1155				1225			
London Liverpool Street (LST)	a			1105			1135				1205				1235			
London Liverpool Street (LST)	a			1105			1135				1205				1235			
West Ham (WEH)	d	1044	1058		1106	1114	1128		1136	1144	1158		1206	1214	1228		1236	1244
West Ham (WEH)	d	1044	1058		1106	1114	1128		1136	1144	1158		1206	1214	1228		1236	1244
Limehouse (LHS)	d	1049	1103		1111	1119	1133		1141	1149	1203		1211	1219	1233		1241	1249
Limehouse (LHS)	d	1049	1103		1111	1119	1133		1141	1149	1203		1211	1219	1233		1241	1249
London Fenchurch Street (FST)	a	1054	1109		1116	1124	1139		1146	1154	1209		1216	1224	1239		1246	1309
London Fenchurch Street (FST)	a	1054	1109		1116	1124	1139		1146	1154	1209		1216	1224	1239		1246	1309

Operator Train ID	CC 9B19	CC 2B31	CC 2R29	CC 2D33	CC 9B21	CC 2B33	CC 2R31	CC 2D35	CC 9B23	CC 2B35	CC 2R33	CC 2D37	CC 9B25	CC 2B37	CC 2R35	CC 2D39	CC 9B27	CC 2B39	
Shoeburyness (SRY)	d	1155	1209		1213	1225	1239		1243	1255	1309		1313	1325	1339		1343	1355	1409
Thorpe Bay (TPB)	d	1159	1213		1217	1229	1243		1247	1259	1313		1317	1329	1343		1347	1359	1413
Southend East (SOE)	d	1201	1215		1219	1231	1245		1249	1301	1315		1319	1331	1345		1349	1401	1415
Southend Central (SOC)	a	1204	1218		1222	1234	1248		1252	1304	1318		1322	1334	1348		1352	1404	1418
Southend Central (SOC)	d	1204	1218		1222	1234	1248		1252	1304	1318		1322	1334	1348		1352	1404	1418
Westcliff (WCF)	d	1206	1220		1224	1236	1250		1254	1306	1320		1324	1336	1350		1354	1406	1420
Chalkwell (CHW)	d	1209	1223		1227	1239	1253		1257	1309	1323		1327	1339	1353		1357	1409	1423
Leigh-on-Sea (LES)	d	1211	1226		1230	1241	1256		1300	1311	1326		1330	1341	1356		1400	1411	1426
Benfleet (BEF)	d	1216	1231		1235	1246	1301		1305	1316	1331		1335	1346	1401		1405	1416	1431
Pitsea (PSE)	d		1234		1240		1304		1310		1334		1340		1404		1410		1434
Basildon (BSO)	d	1222	1238			1252	1308			1322	1338			1352	1408			1422	1438
Laindon (LAI)	d	1226	1242			1256	1312			1326	1342			1356	1412			1426	1442
West Horndon (WHR)	d		1246				1316				1346				1416				1446
Stanford-le-Hope (SFO)	d				1246				1316				1346						1416
East Tilbury (ETL)	d				1250				1320				1350						1420
Tilbury Town (TIL)	d				1256				1326				1356						1426
Grays (GRY)	a				1259				1329				1359						1429
Grays (GRY)	d			1249	1300			1319	1330			1349	1400			1419	1430		
Purfleet (PFL)	d			1255				1325				1355				1425			
Rainham (RNM)	d			1300				1330				1400				1430			
Dagenham Dock (DDK)	d			1303				1333				1403				1433			
Chafford Hundred (CFH)	d			1304				1334				1404				1434			
Ockendon (OCK)	d			1308				1338				1408				1438			
Upminster (UPM)	d	1234	1252		1314	1304	1322		1344	1334	1352		1414	1404	1422		1444	1434	1452
Upminster (UPM)	d	1234	1252		1314	1304	1322		1344	1334	1352		1414	1404	1422		1444	1434	1452
Barking (BKG)	d	1244	1300	1309	1323	1314	1330	1339	1353	1344	1400	1409	1423	1414	1430	1439	1453	1444	1500
Barking (BKG)	d	1244	1300	1309	1323	1314	1330	1339	1353	1344	1400	1409	1423	1414	1430	1439	1453	1444	1500
Stratford (SRA)	d			1255			1325			1355				1425					1455
Stratford (SRA)	d			1255			1325			1355				1425					1455
London Liverpool Street (LST)	a			1305			1335			1405				1435					1505
London Liverpool Street (LST)	a			1305			1335			1405				1435					1505
West Ham (WEH)	d		1306	1314	1328		1336	1344	1358		1406	1414	1428		1436	1444	1458		1506
West Ham (WEH)	d		1306	1314	1328		1336	1344	1358		1406	1414	1428		1436	1444	1458		1506
Limehouse (LHS)	d		1311	1319	1333		1341	1349	1403		1411	1419	1433		1441	1449	1503		1511
Limehouse (LHS)	d		1311	1319	1333		1341	1349	1403		1411	1419	1433		1441	1449	1503		1511
London Fenchurch Street (FST)	a		1316	1324	1339		1346	1354	1409		1416	1424	1439		1446	1454	1509		1516
London Fenchurch Street (FST)	a		1316	1324	1339		1346	1354	1409		1416	1424	1439		1446	1454	1509		1516

NOTES (see introductory pages for explanation of train operator codes and standard symbols)

- a Arrival time  
d Departure time



## Shoeburyness and Southend Central to Grays, Basildon, Upminster, Barking and London

## Saturdays

Operator Train ID	CC 2R37	CC 2D41	CC 9B29	CC 2B41	CC 2R39	CC 2D43	CC 9B31	CC 2B43	CC 2R41	CC 2D45	CC 9B33	CC 2B45	CC 2R43	CC 2D47	CC 9B35	CC 2B47	CC 2R45	CC 2D49
Shoeburyness (SRY)	d	1413	1425	1439		1443	1455	1509		1513	1525	1539		1543	1555	1609		1613
Thorpe Bay (TPB)	d	1417	1429	1443		1447	1459	1513		1517	1529	1543		1547	1559	1613		1617
Southend East (SOE)	d	1419	1431	1445		1449	1501	1515		1519	1531	1545		1549	1601	1615		1619
Southend Central (SOC)	a	1422	1434	1448		1452	1504	1518		1522	1534	1548		1552	1604	1618		1622
Southend Central (SOC)	d	1422	1434	1448		1452	1504	1518		1522	1534	1548		1552	1604	1618		1622
Westcliff (WCF)	d	1424	1436	1450		1454	1506	1520		1524	1536	1550		1554	1606	1620		1624
Chalkwell (CHW)	d	1427	1439	1453		1457	1509	1523		1527	1539	1553		1557	1609	1623		1627
Leigh-on-Sea (LES)	d	1430	1441	1456		1500	1511	1526		1530	1541	1556		1600	1611	1626		1630
Benfleet (BEF)	d	1435	1446	1501		1505	1516	1531		1535	1546	1601		1605	1616	1631		1635
Pitsea (PSE)	d	1440		1504		1510		1534		1540		1604		1610		1634		1640
Basildon (BSO)	d			1452	1508			1522	1538			1552	1608			1622	1638	
Laindon (LAI)	d			1456	1512			1526	1542			1556	1612			1626	1642	
West Horndon (WHR)	d			1516				1546				1616				1646		
Stanford-le-Hope (SFO)	d		1446			1516				1546				1616				1646
East Tilbury (ETL)	d		1450			1520				1550				1620				1650
Tilbury Town (TIL)	d		1456			1526				1556				1626				1656
Grays (GRY)	a		1459			1529				1559				1629				1659
Grays (GRY)	d	1449	1500			1519	1530			1549	1600			1619	1630			1649
Purfleet (PFL)	d	1455				1525				1555				1625				1655
Rainham (RNM)	d	1500				1530				1600				1630				1700
Dagenham Dock (DDK)	d	1503				1533				1603				1633				1703
Chafford Hundred (CFH)	d		1504				1534				1604				1634			1704
Ockendon (OCK)	d		1508				1538				1608				1638			1708
Upminster (UPM)	⊖		1514	1504	1522		1544	1534	1552		1614	1604	1622		1644	1634	1652	1714
Barking (BKG)	⊖	d	1509	1523	1514	1530	1539	1553	1544	1600	1609	1623	1614	1630	1639	1653	1644	1700
Stratford (SRA)	⊖ DLR ⑦	a			1525			1555						1625			1655	
London Liverpool Street (LST)	⊖ ⑤	a			1535			1605						1635			1705	
West Ham (WEH)	⊖ DLR	d	1514	1528		1536	1544	1558		1606	1614	1628		1636	1644	1658		1706
Limehouse (LHS)	DLR	d	1519	1533		1541	1549	1603		1611	1619	1633		1641	1649	1703		1711
London Fenchurch Street (FST)	⑦	a	1524	1539		1546	1554	1609		1616	1624	1639		1646	1654	1709		1716

Operator Train ID	CC 9B37	CC 2B49	CC 2R47	CC 2D51	CC 9B39	CC 2B51	CC 2R49	CC 2D53	CC 9B41	CC 2B53	CC 2R51	CC 2D55	CC 9B43	CC 2B55	CC 2R53	CC 2D57	CC 9B45	CC 2B57	
Shoeburyness (SRY)	d	1625	1639		1643	1655	1709		1713	1725	1739		1743	1755	1809		1813	1825	1839
Thorpe Bay (TPB)	d	1629	1643		1647	1659	1713		1717	1729	1743		1747	1759	1813		1817	1829	1843
Southend East (SOE)	d	1631	1645		1649	1701	1715		1719	1731	1745		1749	1801	1815		1819	1831	1845
Southend Central (SOC)	a	1634	1648		1652	1704	1718		1722	1734	1748		1752	1804	1818		1822	1834	1848
Southend Central (SOC)	d	1634	1648		1652	1704	1718		1722	1734	1748		1752	1804	1818		1822	1834	1848
Westcliff (WCF)	d	1636	1650		1654	1706	1720		1724	1736	1750		1754	1806	1820		1824	1836	1850
Chalkwell (CHW)	d	1639	1653		1657	1709	1723		1727	1739	1753		1757	1809	1823		1827	1839	1853
Leigh-on-Sea (LES)	d	1641	1656		1700	1711	1726		1730	1741	1756		1800	1812	1826		1830	1841	1856
Benfleet (BEF)	d	1646	1701		1705	1716	1731		1735	1746	1801		1805	1816	1831		1835	1846	1901
Pitsea (PSE)	d		1704		1710		1734		1740		1804		1810		1834		1840		1904
Basildon (BSO)	d	1652	1708			1722	1738			1752	1808			1822	1838			1852	1908
Laindon (LAI)	d	1656	1712			1726	1742			1756	1812			1826	1842			1856	1912
West Horndon (WHR)	d		1716				1746			1816				1846					1916
Stanford-le-Hope (SFO)	d				1716				1746				1816					1846	
East Tilbury (ETL)	d				1720				1750				1820					1850	
Tilbury Town (TIL)	d				1726				1756				1826					1856	
Grays (GRY)	a				1729				1759				1829					1859	
Grays (GRY)	d			1719	1730			1749	1800			1819	1830			1849	1900		
Purfleet (PFL)	d			1725				1755				1825			1855				
Rainham (RNM)	d			1730				1800				1830			1900				
Dagenham Dock (DDK)	d			1733				1803				1833			1903				
Chafford Hundred (CFH)	d			1734				1804				1834			1904				
Ockendon (OCK)	d			1738				1808				1838			1908				
Upminster (UPM)	⊖	d	1704	1722		1744	1734	1752		1814	1804	1822		1844	1834	1852		1914	1904
Barking (BKG)	⊖	d	1714	1730	1739	1753	1744	1800	1809	1823	1814	1830	1839	1853	1844	1900	1909	1923	1914
Stratford (SRA)	⊖ DLR ⑦	a	1725			1755				1825				1855				1925	
London Liverpool Street (LST)	⊖ ⑤	a	1735			1805				1835				1905				1935	
West Ham (WEH)	⊖ DLR	d	1736	1744	1758		1806	1814	1828		1836	1844	1858		1906	1914	1928		1936
Limehouse (LHS)	DLR	d	1741	1749	1803		1811	1819	1833		1841	1849	1903		1911	1919	1933		1941
London Fenchurch Street (FST)	⑦	a	1746	1754	1809		1816	1824	1839		1846	1854	1909		1916	1924	1939		1946

NOTES (see introductory pages for explanation of train operator codes and standard symbols)

- a Arrival time  
d Departure time

## Shoeburyness and Southend Central to Grays, Basildon, Upminster, Barking and London

## Saturdays

Operator Train ID	CC 2R55	CC 2D59	CC 9B47	CC 2B59	CC 2R57	CC 2D61	CC 9B49	CC 2B61	CC 2R59	CC 2D63	CC 9B51	CC 2B63	CC 2R61	CC 2D65	CC 9B53	CC 2B65	CC 2R63	CC 2D67
Shoeburyness (SRY)	d	1843	1855	1909		1913	1925	1939		1943	1955	2009		2013	2025	2039		2043
Thorpe Bay (TPB)	d	1847	1859	1913		1917	1929	1943		1947	1959	2013		2017	2029	2043		2047
Southend East (SOE)	d	1849	1901	1915		1919	1931	1945		1949	2001	2015		2019	2031	2045		2049
Southend Central (SOC)	a	1852	1904	1918		1922	1934	1948		1952	2004	2018		2022	2034	2048		2052
Southend Central (SOC)	d	1852	1904	1918		1922	1934	1948		1952	2004	2018		2022	2034	2048		2052
Westcliff (WCF)	d	1854	1906	1920		1924	1936	1950		1954	2006	2020		2024	2036	2050		2054
Chalkwell (CHW)	d	1857	1909	1923		1927	1939	1953		1957	2009	2023		2027	2039	2053		2057
Leigh-on-Sea (LES)	d	1900	1911	1926		1930	1941	1956		2000	2011	2026		2030	2041	2056		2100
Benfleet (BEF)	d	1905	1916	1931		1935	1946	2001		2005	2016	2031		2035	2046	2101		2105
Pitsea (PSE)	d	1910		1934		1940		2004		2010		2034		2040		2104		2110
Basildon (BSO)	d			1922	1938			1952	2008			2022	2038			2052	2108	
Laindon (LAI)	d			1926	1942			1956	2012			2026	2042			2056	2112	
West Horndon (WHR)	d			1946				2016				2046				2116		
Stanford-le-Hope (SFO)	d		1916			1946				2016				2046				2116
East Tilbury (ETL)	d		1920			1950				2020				2050				2120
Tilbury Town (TIL)	d		1926			1956				2026				2056				2126
Grays (GRY)	a		1929			1959				2029				2059				2129
Grays (GRY)	d	1919	1930			1949	2000			2019	2030			2049	2100			2119
Purfleet (PFL)	d	1925				1955				2025				2055				2125
Rainham (RNM)	d	1930				2000				2030				2100				2130
Dagenham Dock (DDK)	d	1933				2003				2033				2103				2133
Chafford Hundred (CFH)	d		1934				2004				2034				2104			2134
Ockendon (OCK)	d		1938				2008				2038				2108			2138
Upminster (UPM)	d		1944	1934	1952		2014	2004	2022		2044	2034	2052		2114	2104	2122	2144
Upminster (UPM)	d		1944	1934	1952		2014	2004	2022		2044	2034	2052		2114	2104	2122	2144
Barking (BKG)	d	1939	1953	1944	2000	2009	2023	2014	2030	2039	2053	2044	2100	2109	2123	2114	2130	2139
Barking (BKG)	d	1939	1953	1944	2000	2009	2023	2014	2030	2039	2053	2044	2100	2109	2123	2114	2130	2139
Stratford (SRA)	d			1955			2025				2055				2125			
Stratford (SRA)	d			1955			2025				2055				2125			
London Liverpool Street (LST)	a			2005			2035				2105				2135			
London Liverpool Street (LST)	a			2005			2035				2105				2135			
West Ham (WEH)	d	1944	1958		2006	2014	2028		2036	2044	2058		2106	2114	2128		2136	2144
West Ham (WEH)	d	1944	1958		2006	2014	2028		2036	2044	2058		2106	2114	2128		2136	2144
Limehouse (LHS)	d	1949	2003		2011	2019	2033		2041	2049	2103		2111	2119	2133		2141	2149
Limehouse (LHS)	d	1949	2003		2011	2019	2033		2041	2049	2103		2111	2119	2133		2141	2149
London Fenchurch Street (FST)	a	1954	2009		2016	2024	2039		2046	2054	2109		2116	2124	2139		2146	2209
London Fenchurch Street (FST)	a	1954	2009		2016	2024	2039		2046	2054	2109		2116	2124	2139		2146	2209

Operator Train ID	CC 9B55	CC 2B67	CC 2R65	CC 2D69	CC 9B57	CC 2B69	CC 2R67	CC 2D71	CC 9B59	CC 2B71	CC 2R69	CC 2D73	CC 9B61	CC 2B73	CC 2R71	CC 2D75	CC 2B75	CC 2B77
Shoeburyness (SRY)	d	2055	2109		2113	2125	2139		2143	2155	2209		2213	2225	2239		2243	2309
Thorpe Bay (TPB)	d	2059	2113		2117	2129	2143		2147	2159	2213		2217	2229	2243		2247	2313
Southend East (SOE)	d	2101	2115		2119	2131	2145		2149	2201	2215		2219	2231	2245		2249	2315
Southend Central (SOC)	a	2104	2118		2122	2134	2148		2152	2204	2218		2222	2234	2248		2252	2318
Southend Central (SOC)	d	2104	2118		2122	2134	2148		2152	2204	2218		2222	2234	2248		2252	2318
Westcliff (WCF)	d	2106	2120		2124	2136	2150		2154	2206	2220		2224	2236	2250		2254	2320
Chalkwell (CHW)	d	2109	2123		2127	2139	2153		2157	2209	2223		2227	2239	2253		2257	2323
Leigh-on-Sea (LES)	d	2111	2126		2130	2141	2156		2200	2211	2226		2230	2241	2256		2300	2326
Benfleet (BEF)	d	2116	2131		2135	2146	2201		2205	2216	2231		2235	2246	2301		2305	2331
Pitsea (PSE)	d		2134		2140		2204		2210		2234		2240		2304		2310	2334
Basildon (BSO)	d	2122	2138			2152	2208			2222	2238			2252	2308			2338
Laindon (LAI)	d	2126	2142			2156	2212			2226	2242			2256	2312			2342
West Horndon (WHR)	d		2146				2216			2246				2316				2346
Stanford-le-Hope (SFO)	d				2146				2216					2246				2316
East Tilbury (ETL)	d				2150				2220					2250				2320
Tilbury Town (TIL)	d				2156				2226					2256				2326
Grays (GRY)	a				2159				2229					2259				2329
Grays (GRY)	d			2149	2200			2219	2230			2249	2300			2325	2330	
Purfleet (PFL)	d			2155				2225				2255				2331		
Rainham (RNM)	d			2200				2230				2300				2336		
Dagenham Dock (DDK)	d			2203				2233				2303				2339		
Chafford Hundred (CFH)	d			2204				2234				2304				2334		
Ockendon (OCK)	d			2208				2238				2308				2338		
Upminster (UPM)	d	2134	2152		2214	2204	2222		2244	2234	2252		2314	2304	2322		2344	2352
Upminster (UPM)	d	2134	2152		2214	2204	2222		2244	2234	2252		2314	2304	2322		2344	2352
Barking (BKG)	d	2144	2200	2209	2223	2214	2230	2239	2253	2244	2300	2309	2323	2317	2330	2345	2353	2359
Barking (BKG)	d	2144	2200	2209	2223	2214	2230	2239	2253	2244	2300	2309	2323	2317	2330	2345	2353	2359
Stratford (SRA)	d	2155				2225				2255				2325				
Stratford (SRA)	d	2155				2225				2255				2325				
London Liverpool Street (LST)	a	2205				2235				2305				2335				
London Liverpool Street (LST)	a	2205				2235				2305				2335				
West Ham (WEH)	d	2206	2214	2228		2236	2244	2258		2306	2314	2328		2336	2350	2358	0006	0025
West Ham (WEH)	d	2206	2214	2228		2236	2244	2258		2306	2314	2328		2336	2350	2358	0006	0025
Limehouse (LHS)	d	2211	2219	2233		2241	2249	2303		2311	2319	2333		2341	2355	0003	0011	0030
Limehouse (LHS)	d	2211	2219	2233		2241	2249	2303		2311	2319	2333		2341	2355	0003	0011	0030
London Fenchurch Street (FST)	a	2216	2224	2239		2246	2254	2309		2316	2324	2339		2346	0001	0010	0016	0036
London Fenchurch Street (FST)	a	2216	2224	2239		2246	2254	2309		2316	2324	2339		2346	0001	0010	0016	0036

NOTES (see introductory pages for explanation of train operator codes and standard symbols)

- a Arrival time  
d Departure time

## Shoeburyness and Southend Central to Grays, Basildon, Upminster, Barking and London

## Saturdays

	Operator Train ID	CC 2D79
Shoeburyness (SRY)	d	2333
Thorpe Bay (TPB)	d	2337
Southend East (SOE)	d	2339
Southend Central (SOC)	a	2342
Southend Central (SOC)	d	2342
Westcliff (WCF)	d	2344
Chalkwell (CHW)	d	2347
Leigh-on-Sea (LES)	d	2350
Benfleet (BEF)	d	2354
Pitsea (PSE)	d	2359
Basildon (BSO)	d	
Laindon (LAI)	d	
West Horndon (WHR)	d	
Stanford-le-Hope (SFO)	d	0005
East Tilbury (ETL)	d	0009
Tilbury Town (TIL)	③ d	0015
Grays (GRY)	a	0018
Grays (GRY)	d	0019
Purfleet (PFL)	d	
Rainham (RNM)	d	
Dagenham Dock (DDK)	d	
Chafford Hundred (CFH)	d	0024
Ockendon (OCK)	d	0028
Upminster (UPM)	⊖ d	0034
Barking (BKG)	⊖ d	0043a
Stratford (SRA)	⊖ DLR ⑦ a	
London Liverpool Street (LST)	⊖ ⑤ a	
West Ham (WEH)	⊖ DLR d	
Limehouse (LHS)	DLR d	
London Fenchurch Street (FST)	⑦ a	

**NOTES** (see introductory pages for explanation of train operator codes and standard symbols)

- a Arrival time
- d Departure time

Shoeburyness and Southend Central to Grays, Basildon, Upminster, Barking and London

Sundays

Operator Train ID	CC 2B01	CC 2D99	CC 2B03	CC 2B05	CC 2D01	CC 2B07	CC 2R01	CC 2D03	CC 2B09	CC 2R03	CC 2D05	CC 2B11	CC 2R05	CC 2D07	CC 9B01	CC 2R07	CC 2D09	CC 9B03
Shoeburyness (SRY)	d	0540	0602	0610	0626	0643	0656	0713	0726		0743	0756		0813	0826		0843	0856
Thorpe Bay (TPB)	d	0544	0606	0614	0630	0647	0700	0717	0730		0747	0800		0817	0830		0847	0900
Southend East (SOE)	d	0546	0608	0616	0632	0649	0702	0719	0732		0749	0802		0819	0832		0849	0902
Southend Central (SOC)	a	0549	0611	0619	0635	0652	0705	0722	0735		0752	0805		0822	0835		0852	0905
Southend Central (SOC)	d	0549	0611	0619	0635	0652	0705	0722	0735		0752	0805		0822	0835		0852	0905
Westcliff (WCF)	d	0551	0613	0621	0637	0654	0707	0724	0737		0754	0807		0824	0837		0854	0907
Chalkwell (CHW)	d	0554	0616	0624	0640	0657	0710	0727	0740		0757	0810		0827	0840		0857	0910
Leigh-on-Sea (LES)	d	0556	0619	0626	0642	0700	0712	0730	0742		0800	0812		0830	0842		0900	0912
Benfleet (BEF)	d	0601	0624	0631	0647	0705	0717	0735	0747		0805	0817		0835	0847		0905	0917
Pitsea (PSE)	d	0604	0629	0634	0650	0710	0720	0740	0750		0810	0820		0840	0850		0910	0920
Basildon (BSO)	d	0608		0638	0654		0724		0754			0824			0854			0924
Laindon (LAI)	d	0611		0641	0657		0727		0757			0827			0857			0927
West Horndon (WHR)	d	0616		0646	0702		0732		0802			0832			0902			0932
Stanford-le-Hope (SFO)	d		0635			0716		0746			0816			0846			0916	
East Tilbury (ETL)	d		0638			0719		0749			0819			0849			0919	
Tilbury Town (TIL)	③ d		0644			0725		0755			0825			0855			0925	
Grays (GRY)	a		0647			0728		0758			0828			0858			0928	
Grays (GRY)	d		0648			0730		0740	0800		0820	0830		0850	0900		0920	0930
Purfleet (PFL)	d							0746			0826			0856			0926	
Rainham (RNM)	d							0751			0831			0901			0931	
Dagenham Dock (DDK)	d							0754			0834			0904			0934	
Chafford Hundred (CFH)	d		0651			0733		0803			0833			0903			0933	
Ockendon (OCK)	d		0655			0737		0807			0837			0907			0937	
Upminster (UPM)	⊖ d	0621	0702	0651	0707	0744	0737	0814	0807		0844	0837		0914	0907		0944	0937
Barking (BKG)	⊖ d	0629	0711	0659	0715	0753	0745	0800	0823	0815	0840	0853	0846	0911	0923	0917	0940	0953
Stratford (SRA)	⊖ DLR ⑦ a																0925	0955
London Liverpool Street (LST)	⊖ ⑤ a																0935	1005
West Ham (WEH)	⊖ DLR d	0634	0716	0704	0720	0758	0750	0805	0828	0820	0845	0858	0851	0916	0928		0945	0958
Limehouse (LHS)	DLR d	0639	0721	0709	0725	0803	0755	0810	0833	0825	0850	0903	0856	0921	0933		0950	1003
London Fenchurch Street (FST)	⑦ a	0645	0728	0716	0732	0809	0802	0815	0839	0832	0855	0909	0902	0926	0939		0955	1009

Operator Train ID	CC 2R09	CC 2D11	CC 9B05	CC 2R11	CC 2D13	CC 9B07	CC 2R13	CC 2D15	CC 9B09	CC 2R15	CC 2D17	CC 9B11	CC 2R17	CC 2D19	CC 9B13	CC 2R19	CC 2D21	CC 9B15	
Shoeburyness (SRY)	d		0913	0926		0943	0956		1013	1026		1043	1056		1113	1126		1143	1156
Thorpe Bay (TPB)	d		0917	0930		0947	1000		1017	1030		1047	1100		1117	1130		1147	1200
Southend East (SOE)	d		0919	0932		0949	1002		1019	1032		1049	1102		1119	1132		1149	1202
Southend Central (SOC)	a		0922	0935		0952	1005		1022	1035		1052	1105		1122	1135		1152	1205
Southend Central (SOC)	d		0922	0935		0952	1005		1022	1035		1052	1105		1122	1135		1152	1205
Westcliff (WCF)	d		0924	0937		0954	1007		1024	1037		1054	1107		1124	1137		1154	1207
Chalkwell (CHW)	d		0927	0940		0957	1010		1027	1040		1057	1110		1127	1140		1157	1210
Leigh-on-Sea (LES)	d		0930	0942		1000	1012		1030	1042		1100	1112		1130	1142		1200	1212
Benfleet (BEF)	d		0935	0947		1005	1017		1035	1047		1105	1117		1135	1147		1205	1217
Pitsea (PSE)	d		0940	0950		1010	1020		1040	1050		1110	1120		1140	1150		1210	1220
Basildon (BSO)	d					0954				1054			1124			1154			1224
Laindon (LAI)	d					0957				1057			1127			1157			1227
West Horndon (WHR)	d					1002				1102			1132			1202			1232
Stanford-le-Hope (SFO)	d		0946			1016			1046			1116			1146			1216	
East Tilbury (ETL)	d		0949			1019			1049			1119			1149			1219	
Tilbury Town (TIL)	③ d		0955			1025			1055			1125			1155			1225	
Grays (GRY)	a		0958			1028			1058			1128			1158			1228	
Grays (GRY)	d	0950	1000		1020	1030		1050	1100		1120	1130		1150	1200		1220	1230	
Purfleet (PFL)	d	0956			1026			1056			1126			1156			1226		
Rainham (RNM)	d	1001			1031			1101			1131			1201			1231		
Dagenham Dock (DDK)	d	1004			1034			1104			1134			1204			1234		
Chafford Hundred (CFH)	d		1003			1033			1103			1133			1203			1233	
Ockendon (OCK)	d		1007			1037			1107			1137			1207			1237	
Upminster (UPM)	⊖ d		1014	1007		1044	1037		1114	1107		1144	1137		1214	1207		1244	1237
Barking (BKG)	⊖ d	1010	1023	1017	1040	1053	1047	1110	1123	1117	1140	1153	1147	1210	1223	1217	1240	1253	1247
Stratford (SRA)	⊖ DLR ⑦ a			1025			1055			1125			1155			1225			1255
London Liverpool Street (LST)	⊖ ⑤ a			1035			1105			1135			1205			1235			1305
West Ham (WEH)	⊖ DLR d	1015	1028		1045	1058		1115	1128		1145	1158		1215	1228		1245	1258	
Limehouse (LHS)	DLR d	1020	1033		1050	1103		1120	1133		1150	1203		1220	1233		1250	1303	
London Fenchurch Street (FST)	⑦ a	1025	1039		1055	1109		1125	1139		1155	1209		1225	1239		1255	1309	

NOTES (see introductory pages for explanation of train operator codes and standard symbols)

- a Arrival time
- d Departure time

## Shoeburyness and Southend Central to Grays, Basildon, Upminster, Barking and London

## Sundays

Operator Train ID	CC 2R21	CC 2D23	CC 9B17	CC 2R23	CC 2D25	CC 9B19	CC 2R25	CC 2D27	CC 9B21	CC 2R27	CC 2D29	CC 9B23	CC 2R29	CC 2D31	CC 9B25	CC 2R31	CC 2D33	CC 9B27	
Shoeburyness (SRY)	d	1213	1226		1243	1256		1313	1326		1343	1356		1413	1426		1443	1456	
Thorpe Bay (TPB)	d	1217	1230		1247	1300		1317	1330		1347	1400		1417	1430		1447	1500	
Southend East (SOE)	d	1219	1232		1249	1302		1319	1332		1349	1402		1419	1432		1449	1502	
Southend Central (SOC)	a	1222	1235		1252	1305		1322	1335		1352	1405		1422	1435		1452	1505	
Southend Central (SOC)	d	1222	1235		1252	1305		1322	1335		1352	1405		1422	1435		1452	1505	
Westcliff (WCF)	d	1224	1237		1254	1307		1324	1337		1354	1407		1424	1437		1454	1507	
Chalkwell (CHW)	d	1227	1240		1257	1310		1327	1340		1357	1410		1427	1440		1457	1510	
Leigh-on-Sea (LES)	d	1230	1242		1300	1312		1330	1342		1400	1412		1430	1442		1500	1512	
Benfleet (BEF)	d	1235	1247		1305	1317		1335	1347		1405	1417		1435	1447		1505	1517	
Pitsea (PSE)	d	1240	1250		1310	1320		1340	1350		1410	1420		1440	1450		1510	1520	
Basildon (BSO)	d		1254		1324			1354			1424			1454			1524		
Laindon (LAI)	d		1257		1327			1357			1427			1457			1527		
West Horndon (WHR)	d		1302		1332			1402			1432			1502			1532		
Stanford-le-Hope (SFO)	d	1246			1316			1346			1416			1446			1516		
East Tilbury (ETL)	d	1249			1319			1349			1419			1449			1519		
Tilbury Town (TIL)	③ d	1255			1325			1355			1425			1455			1525		
Grays (GRY)	a	1258			1328			1358			1428			1458			1528		
Grays (GRY)	d	1250	1300		1320	1330		1350	1400		1420	1430		1450	1500		1520	1530	
Purfleet (PFL)	d	1256			1326			1356			1426			1456			1526		
Rainham (RNM)	d	1301			1331			1401			1431			1501			1531		
Dagenham Dock (DDK)	d	1304			1334			1404			1434			1504			1534		
Chafford Hundred (CFH)	d		1303		1333			1403			1433			1503			1533		
Ockendon (OCK)	d		1307		1337			1407			1437			1507			1537		
Upminster (UPM)	⊖ d	1314	1307		1344	1337		1414	1407		1444	1437		1514	1507		1544	1537	
Barking (BKG)	⊖ d	1310	1323	1317	1340	1353	1347	1410	1423	1417	1440	1453	1447	1510	1523	1517	1540	1553	1547
Stratford (SRA)	⊖ DLR ⑦ a			1325		1355			1425			1458			1525			1555	
London Liverpool Street (LST)	⊖ ⑤ a			1335		1405			1435			1509			1535			1605	
West Ham (WEH)	⊖ DLR d	1315	1328		1345	1358		1415	1428		1445	1458		1515	1528		1545	1558	
Limehouse (LHS)	DLR d	1320	1333		1350	1403		1420	1433		1450	1503		1520	1533		1550	1603	
London Fenchurch Street (FST)	⑦ a	1325	1339		1355	1409		1425	1439		1455	1509		1525	1539		1555	1609	

Operator Train ID	CC 2R33	CC 2D35	CC 9B29	CC 2R35	CC 2D37	CC 9B31	CC 2R37	CC 2D39	CC 9B33	CC 2R39	CC 2D41	CC 9B35	CC 2R41	CC 2D43	CC 9B37	CC 2R43	CC 2D45	CC 9B39	
Shoeburyness (SRY)	d	1513	1526		1543	1556		1613	1626		1643	1656		1713	1726		1743	1756	
Thorpe Bay (TPB)	d	1517	1530		1547	1600		1617	1630		1647	1700		1717	1730		1747	1800	
Southend East (SOE)	d	1519	1532		1549	1602		1619	1632		1649	1702		1719	1732		1749	1802	
Southend Central (SOC)	a	1522	1535		1552	1605		1622	1635		1652	1705		1722	1735		1752	1805	
Southend Central (SOC)	d	1522	1535		1552	1605		1622	1635		1652	1705		1722	1735		1752	1805	
Westcliff (WCF)	d	1524	1537		1554	1607		1624	1637		1654	1707		1724	1737		1754	1807	
Chalkwell (CHW)	d	1527	1540		1557	1610		1627	1640		1657	1710		1727	1740		1757	1810	
Leigh-on-Sea (LES)	d	1530	1542		1600	1612		1630	1642		1700	1712		1730	1742		1800	1812	
Benfleet (BEF)	d	1535	1547		1605	1617		1635	1647		1705	1717		1735	1747		1805	1817	
Pitsea (PSE)	d	1540	1550		1610	1620		1640	1650		1710	1720		1740	1750		1810	1820	
Basildon (BSO)	d		1554		1624			1654			1724			1754			1824		
Laindon (LAI)	d		1557		1627			1657			1727			1757			1827		
West Horndon (WHR)	d		1602		1632			1702			1732			1802			1832		
Stanford-le-Hope (SFO)	d	1546			1616			1646			1716			1746			1816		
East Tilbury (ETL)	d	1549			1619			1649			1719			1749			1819		
Tilbury Town (TIL)	③ d	1555			1625			1655			1725			1755			1825		
Grays (GRY)	a	1558			1628			1658			1728			1758			1828		
Grays (GRY)	d	1550	1600		1620	1630		1650	1700		1720	1730		1750	1800		1820	1830	
Purfleet (PFL)	d	1556			1626			1656			1726			1756			1826		
Rainham (RNM)	d	1601			1631			1701			1731			1801			1831		
Dagenham Dock (DDK)	d	1604			1634			1704			1734			1804			1834		
Chafford Hundred (CFH)	d	1603			1633			1703			1733			1803			1833		
Ockendon (OCK)	d	1607			1637			1707			1737			1807			1837		
Upminster (UPM)	⊖ d	1614	1607		1644	1637		1714	1707		1744	1737		1814	1807		1844	1837	
Barking (BKG)	⊖ d	1610	1623	1617	1640	1653	1647	1710	1723	1717	1740	1753	1747	1810	1823	1817	1840	1853	1847
Stratford (SRA)	⊖ DLR ⑦ a			1625		1655			1725			1755			1825			1855	
London Liverpool Street (LST)	⊖ ⑤ a			1635		1705			1735			1805			1835			1905	
West Ham (WEH)	⊖ DLR d	1615	1628		1645	1658		1715	1728		1745	1758		1815	1828		1845	1858	
Limehouse (LHS)	DLR d	1620	1633		1650	1703		1720	1733		1750	1803		1820	1833		1850	1903	
London Fenchurch Street (FST)	⑦ a	1625	1639		1655	1709		1725	1739		1755	1809		1825	1839		1855	1909	

NOTES (see introductory pages for explanation of train operator codes and standard symbols)

- a Arrival time  
d Departure time

## Shoeburyness and Southend Central to Grays, Basildon, Upminster, Barking and London

## Sundays

Operator Train ID	CC 2R45	CC 2D47	CC 9B41	CC 2R47	CC 2D49	CC 9B43	CC 2R49	CC 2D51	CC 9B45	CC 2R51	CC 2D53	CC 9B47	CC 2R53	CC 2D55	CC 9B49	CC 2R55	CC 2D57	CC 9B51	
Shoeburyness (SRY)	d	1813	1826		1843	1856		1913	1926		1943	1956		2013	2026		2043	2056	
Thorpe Bay (TPB)	d	1817	1830		1847	1900		1917	1930		1947	2000		2017	2030		2047	2100	
Southend East (SOE)	d	1819	1832		1849	1902		1919	1932		1949	2002		2019	2032		2049	2102	
Southend Central (SOC)	a	1822	1835		1852	1905		1922	1935		1952	2005		2022	2035		2052	2105	
Southend Central (SOC)	d	1822	1835		1852	1905		1922	1935		1952	2005		2022	2035		2052	2105	
Westcliff (WCF)	d	1824	1837		1854	1907		1924	1937		1954	2007		2024	2037		2054	2107	
Chalkwell (CHW)	d	1827	1840		1857	1910		1927	1940		1957	2010		2027	2040		2057	2110	
Leigh-on-Sea (LES)	d	1830	1842		1900	1912		1930	1942		2000	2012		2030	2042		2100	2112	
Benfleet (BEF)	d	1835	1847		1905	1917		1935	1947		2005	2017		2035	2047		2105	2117	
Pitsea (PSE)	d	1840	1850		1910	1920		1940	1950		2010	2020		2040	2050		2110	2120	
Basildon (BSO)	d		1854		1924			1954			2024			2054			2124		
Laindon (LAI)	d		1857		1927			1957			2027			2057			2127		
West Horndon (WHR)	d		1902		1932			2002			2032			2102			2132		
Stanford-le-Hope (SFO)	d		1846		1916			1946			2016			2046			2116		
East Tilbury (ETL)	d		1849		1919			1949			2019			2049			2119		
Tilbury Town (TIL)	③ d		1855		1925			1955			2025			2055			2125		
Grays (GRY)	a		1858		1928			1958			2028			2058			2128		
Grays (GRY)	d	1850	1900		1920	1930		1950	2000		2020	2030		2050	2100		2120	2130	
Purfleet (PFL)	d	1856			1926			1956			2026			2056			2126		
Rainham (RNM)	d	1901			1931			2001			2031			2101			2131		
Dagenham Dock (DDK)	d	1904			1934			2004			2034			2104			2134		
Chafford Hundred (CFH)	d		1903		1933			2003			2033			2103			2133		
Ockendon (OCK)	d		1907		1937			2007			2037			2107			2137		
Upminster (UPM)	⊖ d		1914	1907	1944	1937		2014	2007		2044	2037		2114	2107		2144	2137	
Barking (BKG)	⊖ d	1910	1923	1917	1940	1953	1947	2010	2023	2017	2040	2053	2047	2110	2123	2117	2140	2153	2147
Stratford (SRA)	⊖ DLR ⑦ a			1925		1955			2025			2055			2125			2155	
London Liverpool Street (LST)	⊖ ⑤ a			1935		2005			2035			2105			2135			2205	
West Ham (WEH)	⊖ DLR d	1915	1928		1945	1958		2015	2028		2045	2058		2115	2128		2145	2158	
Limehouse (LHS)	DLR d	1920	1933		1950	2003		2020	2033		2050	2103		2120	2133		2150	2203	
London Fenchurch Street (FST)	⑦ a	1925	1939		1955	2009		2025	2039		2055	2109		2125	2139		2155	2209	

Operator Train ID	CC 2R57	CC 2D59	CC 9B53	CC 2D61	CC 9B55	CC 2R59	CC 2B13	CC 2D63	CC 2B15	
Shoeburyness (SRY)	d	2113	2126	2143	2156		2210	2226	2240	
Thorpe Bay (TPB)	d	2117	2130	2147	2200		2214	2230	2244	
Southend East (SOE)	d	2119	2132	2149	2202		2216	2232	2246	
Southend Central (SOC)	a	2122	2135	2152	2205		2219	2235	2249	
Southend Central (SOC)	d	2122	2135	2152	2205		2219	2235	2249	
Westcliff (WCF)	d	2124	2137	2154	2207		2221	2237	2251	
Chalkwell (CHW)	d	2127	2140	2157	2210		2224	2240	2254	
Leigh-on-Sea (LES)	d	2130	2142	2200	2212		2226	2243	2256	
Benfleet (BEF)	d	2135	2147	2205	2217		2231	2248	2301	
Pitsea (PSE)	d	2140	2150	2210	2220		2234	2253	2304	
Basildon (BSO)	d		2154		2224		2238		2308	
Laindon (LAI)	d		2157		2227		2241		2311	
West Horndon (WHR)	d		2202		2232		2246		2316	
Stanford-le-Hope (SFO)	d		2146		2216				2259	
East Tilbury (ETL)	d		2149		2219				2302	
Tilbury Town (TIL)	③ d		2155		2225				2308	
Grays (GRY)	a		2158		2228				2311	
Grays (GRY)	d	2150	2200		2230		2235		2312	
Purfleet (PFL)	d	2156					2241			
Rainham (RNM)	d	2201					2246			
Dagenham Dock (DDK)	d	2204					2249			
Chafford Hundred (CFH)	d		2203		2233				2315	
Ockendon (OCK)	d		2207		2237				2319	
Upminster (UPM)	⊖ d		2214	2207	2244	2237		2251	2326	2321
Barking (BKG)	⊖ d	2210	2223	2217	2253	2247	2256	2259	2335	2329
Stratford (SRA)	⊖ DLR ⑦ a			2225		2255				
London Liverpool Street (LST)	⊖ ⑤ a			2235		2305				
West Ham (WEH)	⊖ DLR d	2215	2228		2258		2301	2304	2340	2334
Limehouse (LHS)	DLR d	2220	2233		2303		2306	2309	2345	2339
London Fenchurch Street (FST)	⑦ a	2225	2239		2309		2311	2316	2351	2346

NOTES (see introductory pages for explanation of train operator codes and standard symbols)

- a Arrival time  
d Departure time